

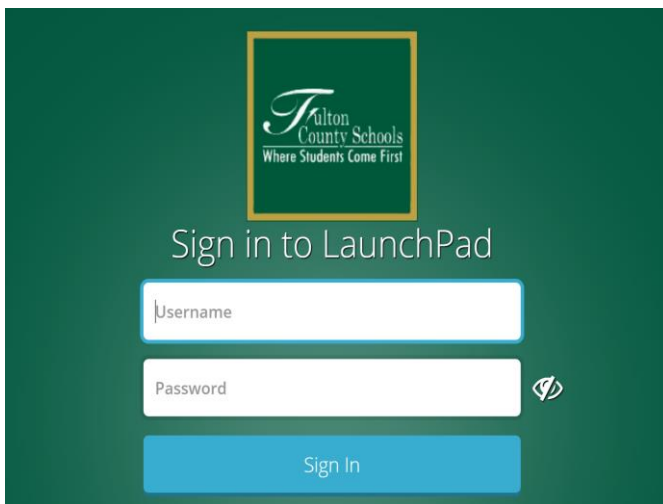
McGraw-Hill ConnectEd Student Guide

McGraw-Hill provides online access to the online textbook and other resources for these courses/grade levels:

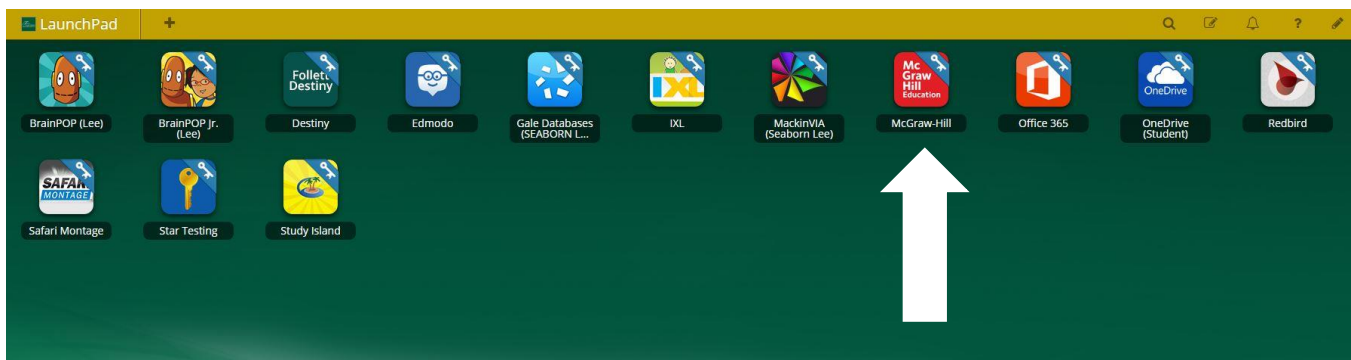
- Math K-12
- Science K-5
- HS Physical Science

Students can access McGraw Hill on a variety of devices via a web browser. For more information about technical specifications, please visit: <https://tinyurl.com/fcsdigitalresourcetechspecs>

1. In a web browser navigate to the FCS LaunchPad website. <https://launchpad.classlink.com/fcs>



2. Enter your FCS username and password. Click **Sign In**.
 - a. A student's username is their student ID#.
 - b. A student's password is their birthdate [default] but the student may change the password. birthday format: MMDDYYYY.
3. Click the **McGraw Hill** icon.



- The next screen should show a book cover for the grade level you are assigned to. Click the book cover to access the Student Center.



- Select a chapter and lesson in the drop down.

- Resources are dynamic to the chapter and lesson selected.

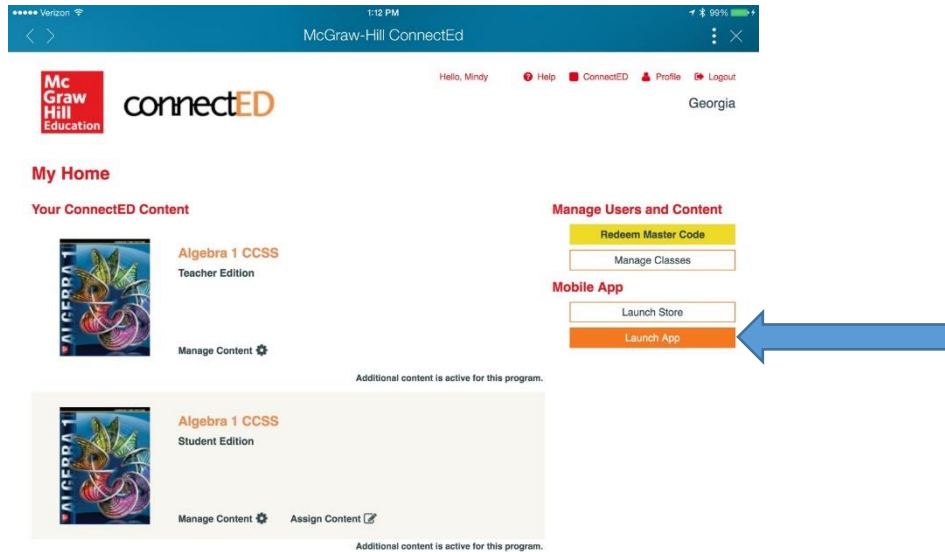
- Click the **eBook** button to open the online Student Edition.





**Google Chrome Browser works best. Make sure Flash is enabled.*

Accessing the ConnectED Platform (Mobile Devices)

1. Login to the FCS Classlink app. The app needs to be installed from the store.
2. Tap the **McGraw Hill** icon.
3. On the right side of the page, tap the orange **Launch App** button.



4. You will be connected to the McGraw Hill/ ConnectED mobile app. The ConnectED mobile app needs to be installed on the device for this to work.

GOOGLE PLAY STORE		Download the MCGRW HILL/ CONNECTED APP from the GOOGLE PLAY STORE
iTUNES STORE		Download the MCGRW HILL CONNECTED APP at the ITUNES STORE