

# i-READY READING AND MATH STUDENT GUIDE



- ◆ Navigate to the URL: <http://launchpad.fultonschools.org>

*[The Chrome browser is best.]*

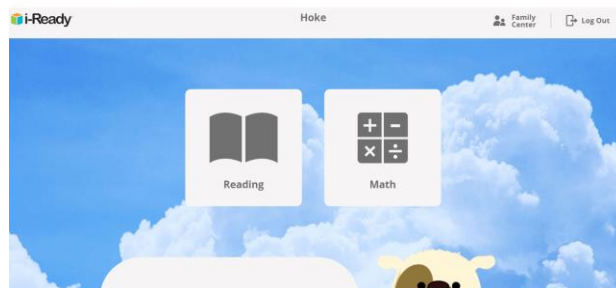
- ◆ Enter your username which is your 10-digit student ID. Your password is your birthdate: MM/DD/YYYY.  
*[Your passcode can be changed.]*



- ◆ Click on the **i-READY** icon.

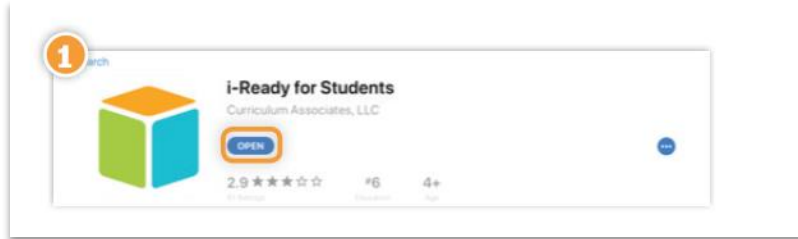


- ◆ Once in click **reading** or **math** to start your activities.

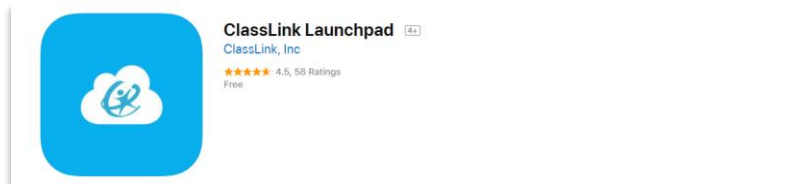


## IPAD DIRECTIONS

- ◆ Download the “*i-Ready for Students*” application from the App Store.



- ◆ Download the “*ClassLink Launchpad*” application from the App Store.



- ◆ ClassLink may ask you to search for your school or your school/district name will automatically appear.
- ◆ On the following page, you will be prompted to type in your username and password (same FCS username and passcode).
- ◆ Once you are logged in to the portal, click the i-Ready icon.
- ◆ You may see the message, “Open this page in ‘i-Ready?’” Click “Open.” The *i-Ready for Students* application will open and your students should be able to use i-Ready.

*\*Please note: The i-Ready For iPad app is for Students only and not educators to log into the program.*