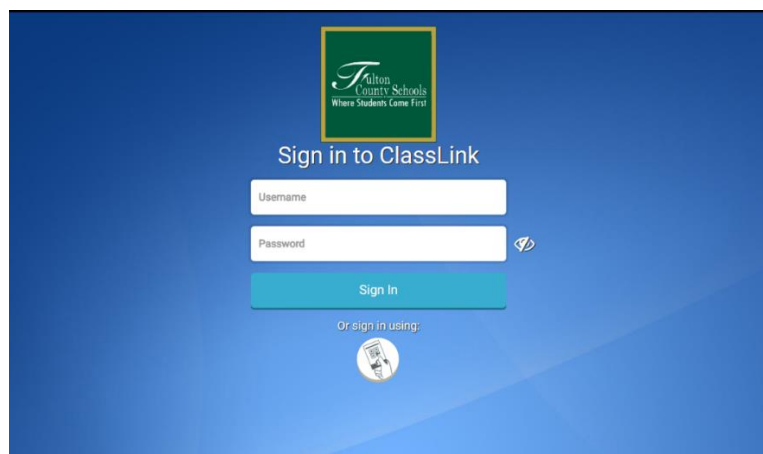


i-READY READING AND MATH STUDENT GUIDE


- ◆ Navigate to the URL: <https://launchpad.classlink.com/fcs>

[The Chrome browser is best.]

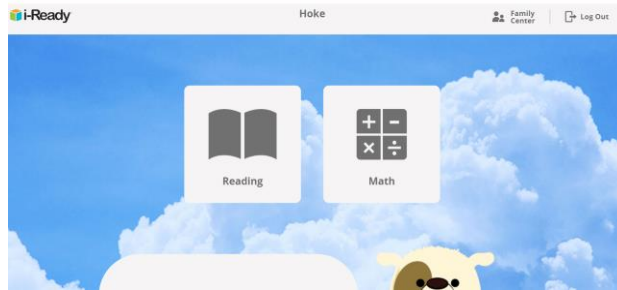
- ◆ Enter your username which is your 10-digit student ID. The default passcode is your birthdate: MMDDYYYY



Click on the **i-READY** icon.

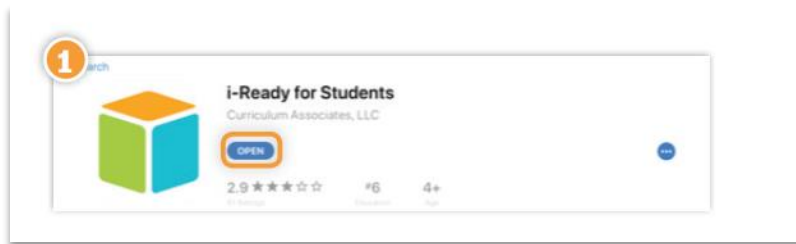


- ◆ Once in click **reading** or **math** to start your activities.



IPAD DIRECTIONS

- ◆ Download the “*i-Ready for Students*” application from the App Store.



- ◆ Download the “*ClassLink Launchpad*” application from the App Store.



- ◆ ClassLink may ask you to search for your school or your school/district name will automatically appear.
- ◆ On the following page, you will be prompted to type in your username and password (same FCS username and passcode).
- ◆ Once you are logged in to the portal, click the i-Ready icon.
- ◆ You may see the message, “*Open this page in ‘i-Ready’?*” Click “*Open.*” The *i-Ready for Students* application will open and your students should be able to use i-Ready.

**Please note: The i-Ready For iPad app is for Students only. Educators should not use the app.*