

GRANT



Champions

2020

Access today's workshop slides on our website:

- Go to main portal <http://www.fultonschools.org>
- On the main banner, click on 'Departments'
- Select 'Grant Development'

- Knowing where to find valuable resources on the Grant Development website
- Creating a Grant Champions Program
- Understanding the grant approval process
- Mining for local funding resources
- Developing competitive grant applications
- Learning grant development tips and tricks
- Posting DonorsChoose.org Projects



Online Resources

Employees > Strategy and Innovation > Grants

Office of Grant Development



The Office of Grant Development coordinates the district's grant application process and philanthropic outreach aligned with the district's Strategic Plan. **The Grant Champions** program is designed to build the capacity of local schools to develop competitive grant proposals by providing professional development, grant resources, and consultative support. Grant Champions serve as the school liaison with the Office of Grant Development. Follow us on Twitter [@FCSGrantChamps](#) and review the monthly **Grant Alerts** below for current funding opportunities!



January 2020 Grant Alert.pdf

see last month's alert here:



December 2019 Grant Alert.pdf

Grant Approval Process

Where do I begin?

- Form a grant committee
- Understand your school's strategic initiatives
- Discuss funding needs with your school leadership team
- Identify resource gaps



Consider local resources

- Identify where parents work
- Research local businesses
- Explore funding opportunities with local nonprofits
- Identify local service organizations
- Compile a list of teachers' professional organizations

Complete the
Online Grant
Approval Form

Once approved and
your narrative is finalized -
Submit your grant
to the Funder!

Contact Us

Office of Grant Development

grantdevelopment@fultonschools.org

6201 Powers Ferry Rd. Atlanta, 30339

Phone: (470) 254-4573

Ashley Garrison GarrisonA@fultonschools.org

Kelly Hopkins hopkinsk@fultonschools.org

Ready to apply for a Grant?



Complete the form below:

[Grant Approval Form.docx](#)

Tweets by

@FCSGrantChamps



Fulton County Sch
@FCSGrantChamp

Happy New Year
@FCSGrantChamps! The
January 2020 GRANT
ALERTS are here. Check
them out at
employees.fultonschools.org/s/I/Grants/Page...



Jan 3, 2020



Fulton County Sch
@FCSGrantChamp

Do you teach special needs
students from low-income
households? Create a
@DonorsChoose project

Embed

View on Twitter



Available on the Grants Website:

- Twitter Feed with Current Grant Opportunities
- Grant Approval Form
- Upcoming Workshops
- Grant Process

Grant Champions Program Overview



- Participating in Grant Champions is an opportunity **to build your grant development skills** and secure additional funding for your school or department.
- The Office of Grant Development provides **grant resources and consultative support** to help you navigate the grant approval process and develop competitive grant proposals.
- As a Grant Champion, you will serve as the school's grant lead and create a grant team to identify resource gaps and develop and submit competitive grant proposals to fund programs and projects for your school.
- The time Grant Champions invest in the program will vary, **from an hour a month to an hour a week**, based on the needs of your school/department and the structure you develop.

Grant Champion Activities

1. Form a Grant Committee

Principal, Teachers, Staff, Parents, PTA and SGC members

2. Assign team member duties

Grant lead, researcher, grant writer, proofreader, community

3. Know your School's strategic plan

Discuss the school's funding needs and resource gaps

4. Review Monthly Grant Alerts and Twitter Alerts

5. Submit online grant approval form to Principal and Area Superintendent

6. Submit your proposals to the funder

Earn grant funding for your school!



Grant Development Process



Grant Approval Process

- Inform Principal of intent to submit a grant proposal or intent to participate in a grant with another organization.
- Discuss grant objectives, alignment to strategic plan, grant budget, reporting requirements, roles and responsibilities, etc.
- Complete the online [Grant Approval Form](#)
- Submit Grant and let us know if awarded



Mining for Local Resources

Reach out to the local business community – Chamber, Partners in Education, retail stores and restaurants in the area, etc.

Identify where parents work - Possible opportunities for Corporate Contributions, Corporate Foundation grants, Matching Grants, ‘Dollars for Doers’

Review Strategic Partners - Non-profit organizations that support the school and have a 501(c)3 IRS determination letter, e.g., school foundations, YMCA, Boys and Girls Club, etc.

Connect with local service organizations that may have a grant program - Rotary, Kiwanis, Junior League, faith-based organizations, etc.

Find professional organizations of which your teachers are members - Many offer grants, contests, scholarships to members, e.g., National Council of Teachers of Mathematics, National Science Teachers Association, etc.

Research grant opportunities at [Grantspace by Candid](#)



Grant Writing Tips and Tricks

Create a grants calendar with your team

Assign a Grant Researcher to look for funding opportunities

Ensure that your proposal aligns with the funder's area of focus

Look at past grantees and the amount funded

Determine eligibility and follow the grant instructions carefully

For a online grant proposals, copy and paste the questions into Word

Have someone outside your team proofread for understanding.

Contact the program officer with any questions

Start small and keep trying!



Questions? Comments? Break?



To develop a DonorsChoose.org grant, teachers should:

1. Visit <https://www.donorschoose.org/teachers>
2. Select “Get started!” to create a teacher account.
3. Log in to your teacher account and submit your first project!



Donors Choose.org
Teachers ask. You choose.

- **What do you need for your classroom?**
 - Projects in the \$300-\$400 range are much more likely to get funded
- **What’s your story? It’s essay time for teacher.**
 - Read other project “stories”
 - Make sure to proof read very well, not just for spelling.
- **Do you have pictures which communicate the project need?**
 - Make sure the picture is compliant with DonorsChoose and FCS guidelines and of good quality

** TIP - Projects with links to teachers Facebook almost always get funded*

Getting Started with Donors Choose

How it Works

You know what your students need. We're here to help you get it.



1 Request Your Items

Get everything you need to be the teacher you want to be — all in one place.



2 Get Funded

Your friends and family lend a hand; our community of donors takes care of the rest.



3 Receive the Goods

We order everything for you and ship it straight to your school. Hello, packages!

Get Started !

If you can dream it, you can request it.

How do I create a project?






1. Tell about your students

Donors love to read about what makes students special.

Curious, enthusiastic, and creative; my students are eager to immerse themselves in any kind of challenge. They are fearless when it comes to technology and, as children of the 21st century, they need to be prepared to use a variety of tools to engage their world.

2. Go shopping

What do you need for your classroom?

	AKJ Education Classroom collections, books, leveled reading, hands-on STEM, digital, audio, special needs resources, Spanish	FREE SHIPPING
	Amazon Business Education & teacher supplies, books, DVDs, CDs, furniture, eReaders, toys, computers, office supplies	
	Best Buy Education Chromebooks & licenses, tablets, projectors, a/v equipment, 3D printing, appliances, Google Expeditions	FREE SHIPPING
	Blick Art Materials Art supplies including paints, ceramics, drafting & architecture, art books & media, printmaking, and more	
	Britannica Digital Learning Digital encyclopedias, dictionaries, almanacs, research guides, and non-fiction titles	FREE SHIPPING
	Carolina Biological Supply Company Science & math materials for K-13 including AP	

3. Project Title and Details

Make your project stand out from the crowd.

A Shelf Is A House For A Book

My students need a bookshelf that will hold the books in our classroom library.

My Students

Protect our books!!! I am trying to develop a well stocked classroom library for the first graders in my class. I have many books, but nowhere to store them. Right now, I am using plastic crates and this is not a good system for storing classroom readers.

These twenty first graders love books.

They love to read. They have challenged me this year to find more and



4. Review project and submit for funding.

Project details

Make your project stand out from the crowd.

Project title

Make it exciting and Capitalize it Like a Book Title.

See some good examples

Creativity and Critical Thinking Through Art

About your project

How will donations to this project make a difference with your students' learning? How will it improve their lives for the better?

See some good examples

The ten TI-84 graphing calculators will be used every day in our math classes. The upper-level classes have been using the calculators for the past four years, but with your donation, the lower-level classes will also have access to the technology. With the transition to Common Core mathematics, students have been given larger, real-world problems that require technology at an earlier age. Introducing graphing calculators in the fourth grade means that by eleventh grade, class time does not need to be spent on how to use the technology. During this crucial year, the focus can be on learning mathematics.

What Happens Next?

Creativity and Critical Thinking Through Art

This is where you summarize your needs in one sentence.

My Students

I teach second grade at a Title I school located just outside of Southeast DC. As a teacher in a low-income, high-crime neighborhood, many of my students face significant challenges both in and out of the classroom that impact their learning.


Despite the many challenges these students face at such a young age, they deserve an engaging and exciting learning experience.

My students are determined workers and love active, hands-on lessons and activities that truly involve them in the content material. I hope to provide them with such experiences on a daily basis so that they may develop a lifelong love of learning!

My Project

The ten TI-84 graphing calculators will be used every day in our math classes. The upper-level classes have been using the calculators for the past four years, but with your donation, the lower-level classes will also have access to the technology. With the transition to Common Core mathematics, students have been given larger, real-world problems that require technology at an earlier age. Introducing graphing calculators in the ninth grade means that by eleventh grade, class time does not need to be spent on how to use the technology. During this crucial year, the focus can be on learning mathematics.

Giving low-income students access to new technology is an investment in their future.



Mrs. Johnson
NEVER BEFORE FUNDED
Chatham Elementary School
Chatham, IL
Grades 3-5

This project will reach **20** students.

Ball Chatham, Cray Use SD 5 Chatham, IL

Grades 3-5

Mrs. Johnson will only receive her materials if this project is fully funded by **Oct 22, 2016**

This area is not visible to donors, but we need the information.

Supplies

- DonorsChoose.org volunteers will review your project and post it on the site.
- Once it's posted, donors can visit the site and choose to fund the project.
- Once a project is funded, DonorsChoose.org orders the materials, ships them to the school, and collects a thank-you package for the donors.
- For complete rules, see DonorsChoose.org.

Tips and Tricks to Get Funded

Use Pictures. Inspire donors with a photo from your classroom.

Be specific. Think about what your students need. Get inspired by looking up other teacher projects and see what they are requesting.

Be strategic. Smaller requests under \$200 have a 90% chance of being funded, while projects over \$1000 are funded only about 43% of the time.

Check out [match offers](#) from companies and foundations.

Tell a great story. Illustrate why and how the project will help your class.

Beware of jargon and acronyms. And don't forget to proofread! Donors love to see that you've put time and care into your project.

Let your students shine. Would they feel proud of themselves after reading your essay?

Email your friends and family. Tell your community - rotary clubs, small businesses, local media, and school PTAs. Ask your PTA and school if they will include a direct link to your project in their newsletters!

A safe photo of your students



Group photos

If close up, faces turned to the side

A safe photo of you teaching



A vibrant photo of student work



Don't use



close-up of student face

empty classroom

clip art

look professional, not cute

These partners want to help fund your next project

See what kinds of projects they're funding and how you can qualify for a match offer.

See offers available for teachers in **Georgia**

Last updated on February 11

GET ONE-TO-ONE MATCHING DONATIONS ON

Creative Coding Projects

To qualify:

- More than a third of the students at your school come from low-income households.
- Create a creative coding project, requesting coding kits like Makey Makey and Ozobot.
- When describing your project, describe how this project will aid your students in coding, programming, or engineering.

NATIONAL
OFFER

Thank You!



The Office of Grant Development

Contact:

GrantDevelopment@fultonschools.org

Ashley Garrison at GarrisonA@fultonschools.org

Kelly Hopkins at HopkinsK@fultonschools.org