



Phonological Awareness

PA.050

Phoneme Manipulating
Name Changes

Objective

The student will manipulate phonemes in words.

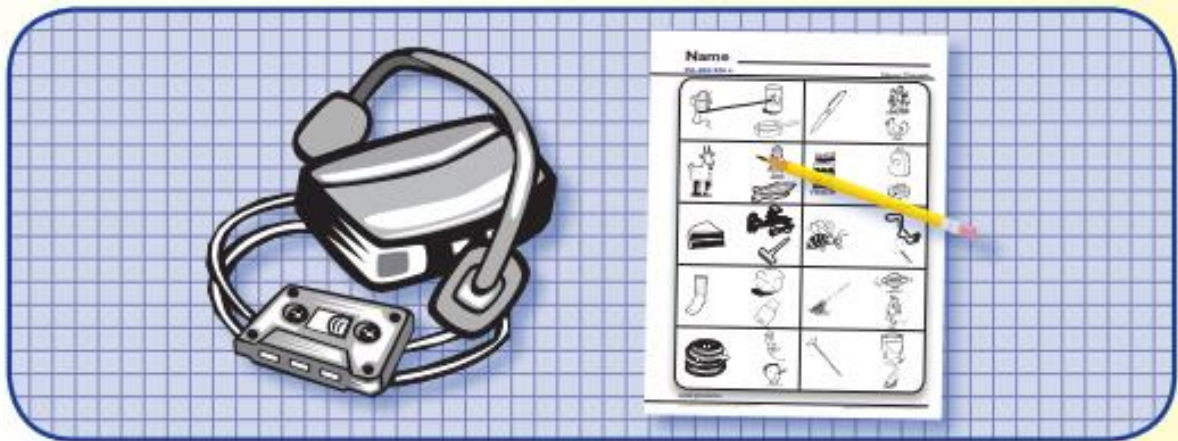
Materials

- ▶ Tape player
- ▶ Blank tapes
- ▶ Script (Activity Master PA.050.AM1a – PA.050.AM1c)
Record each script on a different tape.
Note: Each script addresses phonemes in a different position within the word (i.e., initial, final, and medial).
Choose target position tape.
- ▶ Headphones
- ▶ Student sheet (Activity Master PA.050.SS1a – PA.050.SS1c)
Choose corresponding target position student sheet.
- ▶ Pencil

Activity

Students substitute phonemes in words using taped instructions.

1. Place the tape player, headphones, and scripted tape at the center. Provide the student with a student sheet.
2. The student puts on headphones and listens to the directions on the tape (e.g., “Say fan. Now change the /f/ to /k/.”).
3. Says the new word and pauses tape (i.e., “...the new word is can.”)
4. Decides which picture represents the new word. Draws a line from the beginning picture (i.e., fan) to the picture of the new word that is formed (i.e., can).
5. Continues until student sheet is complete.
6. Teacher evaluation



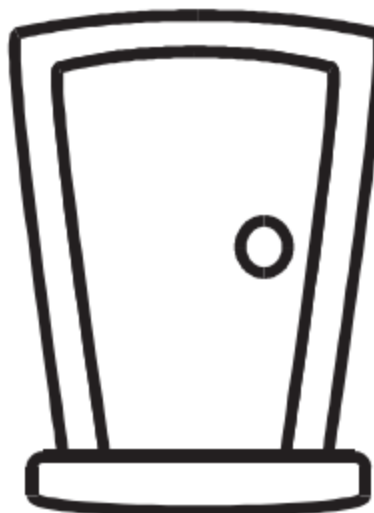
Extensions and Adaptations

- ▶ Listen to tape (Activity Master PA.050.AM2) and complete mixed phoneme position student sheet (Activity Master PA.050.AMSS2)

Phonological Awareness

PA.047.AM1a

Treasure Chest




phoneme picture cards: toe-2, door-2, shoe-2, egg-2



Phonological Awareness

Treasure Chest

PA.047.AM1b




phoneme picture cards: nose-3, sock-3, shark-3, tree-3



Phonological Awareness

PA.047.AM1c

Treasure Chest










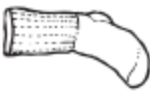




phoneme picture cards: baby-4, tiger-4, snail-4, ladder-4



Name _____

Treasure Chest

PA.047.SS

				
				
				
				
				
				
				
				
				
				
				
				
4	3	2	1	

See more at

https://www.fcrr.org/curriculum/pdf/GK-1/PA_Final_Part5.pdf