





SENIOR YEAR

HOW TO GET READY FOR
YOUR NEXT STEPS





Attention! Attention! Attention!

- All Seniors now have access to Naviance, which can be accessed through your [ClassLink](#) account. To access Naviance, visit Classlink found at <https://launchpad.classlink.com/fcs>. To enter Naviance, enter your username, which is your Student ID # and your password, which is your Date of Birth (MMDDYYYY).
- Schools will be using Naviance to process and submit transcripts, letters of recommendation, and other college application documents.
- Students can use Naviance to learn more about themselves; explore interests, strengths and careers; learn about colleges, financial aid, scholarships, summer and enrichment opportunities in addition to requesting teacher recommendations and transcripts for colleges.




Common App and Naviance

IMPORTANT CHANGES to Common Application and requesting letters of recommendation and transcripts:

When using the Common App to apply to college create your Common App account. Please **DO NOT** invite any teachers or counselors to write letters of recommendation through Common App. Instead, request letters of recommendation through Naviance after you have first asked your teacher via email for a recommendation.



**WHAT
STEPS
SHOULD
I TAKE
NOW?**




First, Match your Common App Account with your Naviance Account



You are eligible to complete the Common App Account Matching Process after you:

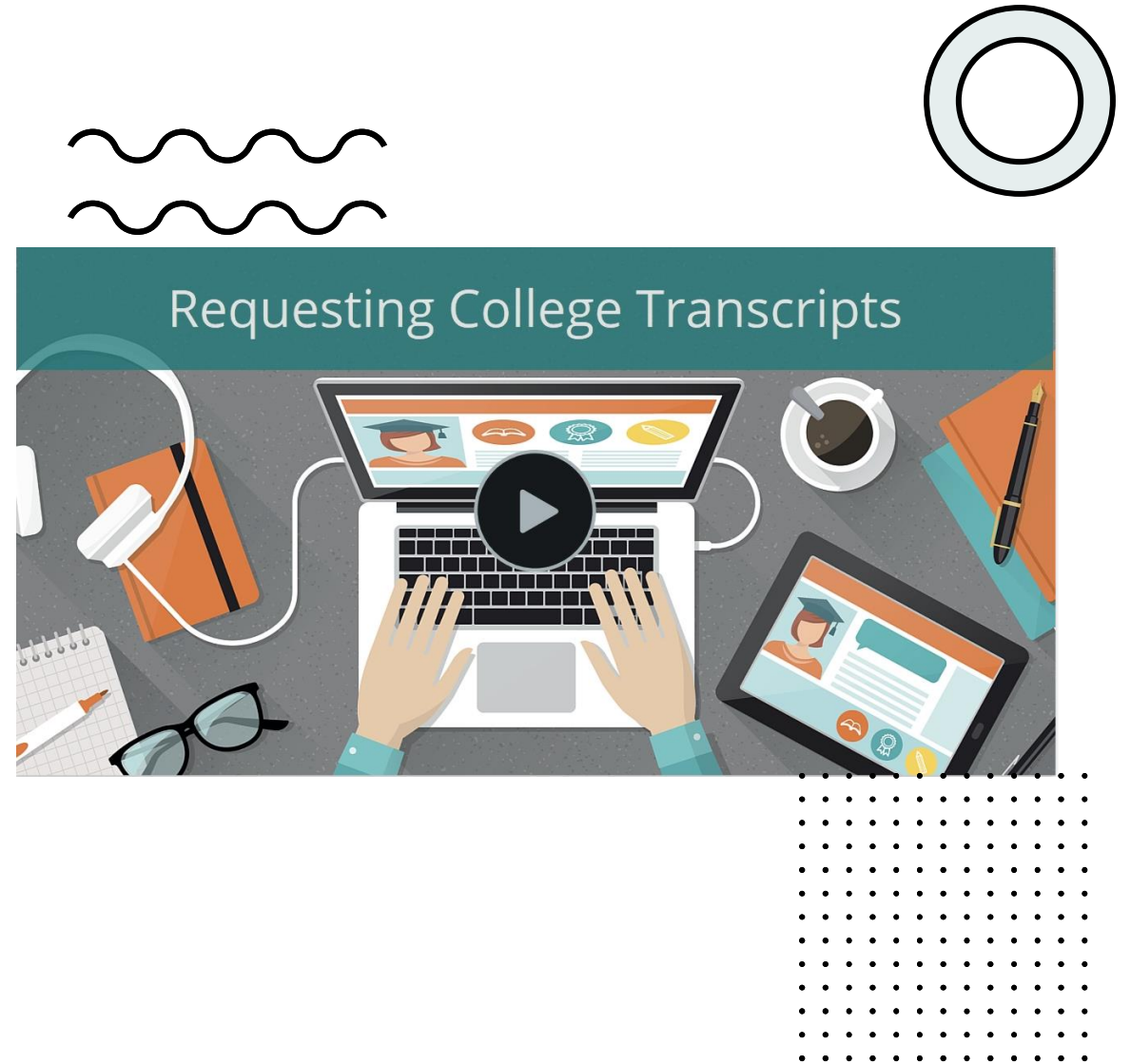
- Create a Common App account on Common App
- Add at least one college on Common App
- Sign the Common App FERPA Release Authorization on Common App
- Reminders: Make sure to use your same email in Naviance and Common App
- Your birthdate will automatically appear from your Naviance account
- Questions: Contact your counselor or Mrs. Garber
- Once you match Common App to Naviance, you will then be able to request transcripts and teacher recommendations in Naviance Student.


Here is the link to the brief video instructions:
<https://www.screencast.com/t/gxEQkElyo1>.



Second: Request your transcript to be sent to a college

<https://www.screencast.com/t/LMtSlif3e1>. This information should help with any type of admissions application being submitted – Common App, Coalition App, or Institutional App.





THIRD: SUBMIT YOUR SENIOR SURVEY



Recommendation
Letters

Complete your senior survey. This will help your counselors and teachers highlight the best things about you in their recommendation letters.






Letter of Recommendation Requests

Fourth: Request Your Teacher Recommendations

<https://www.screencast.com/t/yFlgLhUy>. This information should help with any type of admissions application being submitted – Common App, Coalition App, or Institutional App.

If the college has their own individual recommendation form, please follow instructions from the college and share the instructions with your recommenders.

FIFTH: Apply for FAFSA



Federal Student Aid
An OFFICE of the U.S. DEPARTMENT of EDUCATION

FAFSA

<https://studentaid.gov/> **can be filed as early as October 1.** It is highly recommended that all families complete and submit the FAFSA. Many colleges and universities may require additional financial aid form like the CSS Profile, etc.; please check the requirements specific to the college.



SIXTH: Check Out Virtual College Rep Information Sessions in Naviance

- Interested juniors and seniors must register to attend a virtual session by signing up in Naviance.
- Many sessions may last up to 45 minutes and it is important for students to communicate with their teachers if a class will be missed to arrange for all work to be made up.
- General virtual tours and sessions are also scheduled by the colleges. Refer to the college websites for details.



Seventh: Check Out Other Resources in Naviance



Naviance

- **College Research Tools** allow students to sign up for virtual visits, discover the right college fit, explore a college match service, compare colleges, search colleges based on criteria important to the student, review acceptance history with scattergrams.
- **The Resume Builder** is an excellent way to organize and highlight your activities, jobs, passions, and interests. This information can be useful in both college and scholarship applications.
- **Scholarships** are important. Review the list and apply for those for which you may qualify.