



SBCE TeleSchool: *2nd Grade*

Dates: *April 27th – May 1st*

- Each day spend 30 minutes on literacy learning and 30 minutes on math learning.
- Must Do tasks should be completed before moving on to the May Do tasks of your choosing if there is time.
- Keep any paper tasks for this week together.
- Check off tasks as you complete them and get a parent/guardian signature at the end of each week.
- Additional information and resources can be found on our SBCE TeleSchool page at <https://www.fultonschools.org/domain/6836>.

***All classwork grades including writing assignments should be submitted via Seesaw photo/post. All Quizziz must be taken independently on the assigned due date.**

Parent/Guardian(s): I certify that my child completed 30 minutes of literacy learning and 30 minutes of math learning daily. We have checked off the tasks completed and attached completed assignments to this page. I understand that my child is expected to complete graded assignments within 2 weeks of returning to normal school operations.















Parent/Guardian

Signature: _____

LITERACY















MUST DO

On:

Monday	Tuesday	Wednesday	Thursday	Friday
<p>1. 10 Minutes:</p>  <p>2. 10 minutes:</p>  <p>Seesaw Complete activity 'Suffixes (mon 4/27)'</p> <p>3. 10 minutes:</p>  <p>Seesaw Complete activity 'Compare & Contrast (Mon 4/27)'</p>	<p>1. 10 Minutes:</p>  <p>2. 10 minutes:</p>  <p>Seesaw Complete activity 'Suffixes Less Fully Able'</p> <p>3. 10 minutes:</p>  <p>Seesaw Complete activity 'Compare & Contrast (Tues 4/28)'</p>	<p>1. 10 Minutes:</p>  <p>2. 10 minutes:</p>  <p>Seesaw Complete activity 'Suffix -ful and -less Word Sort'</p> <p>3. 10 minutes:</p>  <p>Seesaw Complete activity 'Compare & Contrast (Wed 4/29)'</p>	<p>1. 10 Minutes:</p>  <p>2. 10 minutes:</p>  <p>Seesaw Complete the 'Suffixes less and ful' Quizizz for a classwork grade</p> <p>3. 10 minutes:</p>  <p>Seesaw Complete activity 'Compare & Contrast (Thurs 4/30)'</p>	<p>1. 15 Minutes:</p>  <p>Seesaw Complete the 'Compare and Contrast' Quizizz for a classwork grade</p> <p>2. 15 minutes:</p>  <p>Seesaw Write to your homeroom teacher and <u>make sure you include at least 4 words with the suffixes -ly, -ish, -ful, or -less</u></p>















MUST DO

Advanced:

Monday	Tuesday	Wednesday	Thursday	Friday
<p>1. 10 Minutes:</p>  <p>2. 10 minutes:</p>  <p>Seesaw Complete activity 'Suffixes (mon 4/27)'</p> <p>3. 10 minutes:</p>  <p>Seesaw Complete activity 'Compare & Contrast ADV (Mon 4/27)'</p>	<p>1. 10 Minutes:</p>  <p>2. 10 minutes:</p>  <p>Seesaw Complete activity 'Suffixes Less Fully Able'</p> <p>3. 10 minutes:</p>  <p>Seesaw Complete activity 'Compare & Contrast ADV (Tues 4/28)'</p>	<p>1. 10 Minutes:</p>  <p>2. 10 minutes:</p>  <p>Seesaw Complete activity 'Suffix -ful and –less Word Sort'</p> <p>3. 10 minutes:</p>  <p>Seesaw Complete activity 'Compare & Contrast ADV (Wed 4/29)'</p>	<p>1. 10 Minutes:</p>  <p>2. 10 minutes:</p>  <p>Seesaw Complete the 'Suffixes less and ful' Quizizz for a classwork grade</p> <p>3. 10 minutes:</p>  <p>Seesaw Complete activity 'Compare & Contrast ADV (Thurs 4/30)'</p>	<p>1. 15 Minutes:</p>  <p>Seesaw Complete the 'Compare and Contrast' Quizizz for a classwork grade</p> <p>2. 15 minutes:</p>  <p>Seesaw Write to your homeroom teacher and <u>make sure you include at least 4 words with the suffixes –ly, ish, -ful, or -less</u></p>

MUST DO

Accelerated:

Monday	Tuesday	Wednesday	Thursday	Friday
<p>1. 10 Minutes:</p>  <p>2. 10 minutes:</p>  <p>Seesaw Complete activity 'Suffixes (mon 4/27)'</p> <p>3. 10 minutes:</p>  <p>Seesaw Complete activity 'Compare & Contrast (Mon 4/27)'</p>	<p>1. 10 Minutes:</p>  <p>2. 10 minutes:</p>  <p>Seesaw Complete activity 'Suffixes Less Fully Able'</p> <p>3. 10 minutes:</p>  <p>Seesaw Complete activity 'Compare & Contrast (Tues 4/28)'</p>	<p>1. 10 Minutes:</p>  <p>2. 10 minutes:</p>  <p>Seesaw Complete activity 'Suffix -ful and -less Word Sort'</p> <p>3. 10 minutes:</p>  <p>Seesaw Complete activity 'Compare & Contrast (Wed 4/29)'</p>	<p>1. 10 Minutes:</p>  <p>2. 10 minutes:</p>  <p>Seesaw Complete the 'Suffixes less and ful' Quizizz for a grade</p> <p>3. 10 minutes:</p>  <p>Seesaw Complete activity 'Compare & Contrast (Thurs 4/30)'</p>	<p>1. 15 Minutes:</p>  <p>Seesaw Complete the 'Compare and Contrast' Quizizz for a classwork grade</p> <p>2. 15 minutes:</p>  <p>Seesaw Write to your homeroom teacher and <u>make sure you include at least 4 words with the suffixes -ly, ish, -ful, or -less</u></p>






MAY DO

- Read a poetry book on GetEpic! to celebrate Poetry Month!

MATH










MUST DO

On: Skip Counting and Grouping

Monday	Tuesday	Wednesday	Thursday	Friday
<p>1. 10 Minutes:</p>  <p>Lesson: My Path</p>	<p>1. 10 Minutes:</p>  <p>Lesson: My Path</p>	<p>1. 10 Minutes:</p>  <p>Lesson: My Path</p>	<p>1. 10 Minutes:</p>  <p>Lesson: My Path</p>	<p>1. 10 Minutes:</p>  <p>Lesson: My Path</p>
<p>2. 15 Minutes: Math Book: p. 108-110</p>	<p>2. 15 Minutes: Math Book: p. 111-112</p>	<p>2. 15 Minutes: Math Book: p.114-116</p>	<p>2. 15 Minutes: Math Book: p.117-118</p>	<p>2. 10 minutes: *Complete the skip counting Quizizz for a grade - On Seesaw</p>
<p>3. 5 minutes: Create flashcards to practice the multiplication facts 0, 1, and 2 this week 0-12. Example 0x0, 0x1, 0x2, etc up to 12.</p>	<p>3. 5 minutes: Multiplication Facts 0, 1, and 2 this week</p>	<p>3. 5 minutes: Multiplication Facts 0, 1, and 2 this week</p>	<p>3. 5 minutes: Multiplication Facts 0, 1, and 2 this week</p>	<p>3. 5 minutes: Multiplication Facts 0, 1, and 2 this week</p>





MUST DO

Advanced: Measurement and Line Plots

Monday	Tuesday	Wednesday	Thursday	Friday
<p>1. Mini-Lesson Watch Measure to the nearest inch, $\frac{1}{2}$ inch mini lesson video on Class Dojo or Seesaw</p> <p>2.</p>  <p>Activity: Measuring Length Day 1</p> <p>3.</p>  <p>Lesson: Line Plot and Measuring Length</p>	<p>1. Mini-Lesson Watch Measure to the nearest $\frac{1}{4}$ inch mini lesson video on Class Dojo or Seesaw</p> <p>2.</p>  <p>Activity: Measuring Length Day 2</p> <p>3.</p>  <p>Lesson: Line Plot and Measuring Length</p>	<p>1. Mini-Lesson Watch Measure & Construct a Line Plot lesson video on Class Dojo or Seesaw</p> <p>2.</p>  <p>Activity: Measuring and Line Plot Day 3</p> <p>3.</p>  <p>Lesson: Measure Length and Plot Data on a Line Plot</p>	<p>1. Mini-Lesson Watch Measure & Construct a Line Plot lesson (2) video on Class Dojo or Seesaw</p> <p>2.</p>  <p>Activity: Measuring and Line Plot Day 4</p> <p>3.</p>  <p>Lesson: Measure Length and Plot Data on a Line Plot</p>	<p>1. Mini-Lesson Watch Line Plot Graphing Project mini lesson video on Class Dojo or Seesaw</p> <p>2.</p>  <p>Activity: Day 5- Line Plot Graphing Project (For Classwork Grade)</p>

MUST DO

Accelerated: MGSE3.MD.4 Generate measurement data by measuring lengths using rulers marked with halves and fourths of an inch. Show the data by making a line plot, where the horizontal scale is marked off in appropriate units— whole numbers, halves, or quarters.

Monday	Tuesday	Wednesday	Thursday	Friday
<p>1. 10 Minutes:</p>  <p>Lesson: Line Plot and Measuring Length</p> <p>2. 15 Minutes: Seesaw Activity Measuring and Line Plot Day 1</p> <p>3. 5 minutes: Math Facts for Multiplication/Division</p>	<p>1. 10 Minutes:</p>  <p>Lesson: Line Plot and Measuring Length</p> <p>2. 15 Minutes: Seesaw Activity Measuring and Line Plot Day 2</p> <p>3. 5 minutes: Math Facts for Multiplication/Division</p>	<p>1. 10 Minutes:</p>  <p>Lesson: Measure Length and Plot Data on a Line Plot</p> <p>2. 15 Minutes: Seesaw Activity Measuring and Line Plot Day 3</p> <p>3. 5 minutes: Math Facts for Multiplication/Division</p>	<p>1. 10 Minutes:</p>  <p>Lesson: Measure Length and Plot Data on a Line Plot</p> <p>2. 15 Minutes: Seesaw Activity Measuring and Line Plot Day 4</p> <p>3. 5 minutes: Math Facts for Multiplication/Division</p>	<p>1. 15 Minutes: Seesaw Activity Measuring and Line Plot Day 5</p> <p>2. 10 Minutes: Complete Quizizz for a classwork grade: joinmyquiz.com and enter this code</p> <p>512891</p> <p>3. 5 minutes: Math Facts for Multiplication/Division</p>

MAY DO

