



# SBCE TeleSchool: 2nd *Grade*

Dates: *April 20<sup>th</sup> – April 24<sup>th</sup>*

- Each day spend 30 minutes on literacy learning and 30 minutes on math learning.
- Must Do tasks should be completed before moving on to the May Do tasks of your choosing if there is time.
- Keep any paper tasks for this week together.
- Check off tasks as you complete them and get a parent/guardian signature at the end of each week.
- Additional information and resources can be found on our SBCE TeleSchool page at <https://www.fultonschools.org/domain/6836>.

**\*All classwork grades including writing assignments should be submitted via Seesaw photo/post. All Quizziz must be taken independently on the assigned due date.**

**Parent/Guardian(s):** I certify that my child completed 30 minutes of literacy learning and 30 minutes of math learning daily. We have checked off the tasks completed and attached completed assignments to this page. I understand that my child is expected to complete graded assignments within 2 weeks of returning to normal school operations.

**Parent/Guardian**

**Signature:** \_\_\_\_\_

# LITERACY

## MUST DO

On:

Monday	Tuesday	Wednesday	Thursday	Friday
<p><b>1. 10 Minutes:</b></p>  <p><b>2. 10 minutes:</b></p>  <p>Go to BrainPOP watch the video 'Suffixes'</p> <p>Take the 'Easy Quiz' review the correct answers after</p>	<p><b>1. 10 Minutes:</b></p>  <p><b>2. 10 minutes:</b></p>  <p><i>Seesaw</i> Complete activity 'Adding Suffix -ly (Tuesday 4/21)'</p> <p><b>3. 10 minutes:</b></p>  <p><i>Seesaw</i> Complete activity 'Compare and Contrast (Tues 4/21)'</p>	<p><b>1. 10 Minutes:</b></p>  <p><b>2. 10 minutes:</b></p>  <p><i>Seesaw</i> Complete activity 'Suffix -ly (Wednesday 4/22)'</p> <p><b>3. 10 minutes:</b></p>  <p><i>Seesaw</i> Complete activity 'Compare and Contrast (Wed 4/22)'</p>	<p><b>1. 10 Minutes:</b></p>  <p><b>2. 10 minutes:</b></p>  <p><i>Seesaw</i> Complete activity 'Suffix -ish (Thursday 4/23)'</p> <p><b>3. 10 minutes:</b></p>  <p><i>Seesaw</i> Complete activity 'Compare and Contrast (Thurs 4/23)'</p>	<p><b>1. 10 Minutes:</b></p>  <p><b>2. 10 minutes:</b></p>  <p>Go to BrainPOP Jr. watch the video 'Compare and Contrast'</p> <p>Complete the 'Compare and Contrast Hard Quiz' for a grade</p>

**3. 10 minutes:**



Go to BrainPOP Jr. watch the video 'Compare and Contrast'

Take the 'Easy Quiz' review the correct answers after



**Seesaw**

Complete activity 'Compare and Contrast (Mon 4/20)'

**3. 10 minutes:**


















Go to BrainPOP watch the video 'Suffixes'

Complete the 'Suffixes Hard Quiz' for a grade

# MUST DO

## Advanced:

Monday	Tuesday	Wednesday	Thursday	Friday
<p><b>1. 10 Minutes:</b></p>  <p><b>2. 10 minutes:</b></p>  <p>Go to BrainPOP watch the video 'Suffixes'</p> <p>Take the 'Easy Quiz' review the correct answers after</p> <p><b>3. 10 minutes:</b></p>  <p>Go to BrainPOP Jr. watch the video 'Compare and Contrast'</p>	<p><b>1. 10 Minutes:</b></p>  <p><b>2. 10 minutes:</b></p>  <p><i>Seesaw</i></p> <p>Complete activity 'Adding Suffix -ly (Tuesday 2/21)'</p> <p><b>3. 10 minutes:</b></p>  <p><i>Seesaw</i></p> <p>Complete activity 'Compare and Contrast (Tues 4/21)'</p>	<p><b>1. 10 Minutes:</b></p>  <p><b>2. 10 minutes:</b></p>  <p><i>Seesaw</i></p> <p>Complete activity 'Suffix -ly (Wednesday 4/22)'</p> <p><b>3. 10 minutes:</b></p>  <p><i>Seesaw</i></p> <p>Complete activity 'Compare and Contrast (Wed 4/22)'</p>	<p><b>1. 10 Minutes:</b></p>  <p><b>2. 10 minutes:</b></p>  <p><i>Seesaw</i></p> <p>Complete activity 'Suffix -ish (Thursday 4/23)'</p> <p><b>3. 10 minutes:</b></p>  <p><i>Seesaw</i></p> <p>Complete activity 'Compare and Contrast (Thurs 4/23)'</p>	<p><b>1. 10 Minutes:</b></p>  <p><b>2. 10 minutes:</b></p>  <p>Go to BrainPOP Jr. watch the video 'Compare and Contrast'</p> <p>Complete the 'Compare and Contrast Hard Quiz' for a grade</p> <p><b>3. 10 minutes:</b></p>  <p>Go to BrainPOP watch the video 'Suffixes'</p>

Take the 'Easy Quiz' review the correct answers after


















*Seesaw*

Complete activity 'Compare and Contrast (Mon 4/20)'

Complete the 'Suffixes Hard Quiz' for a grade

# MUST DO

## Accelerated:

Monday	Tuesday	Wednesday	Thursday	Friday
<p><b>1. 10 Minutes:</b></p>  <p><b>2. 10 minutes:</b></p>  <p>Go to BrainPOP watch the video 'Suffixes'</p> <p>Take the 'Easy Quiz' review the correct answers after</p> <p><b>3. 10 minutes:</b></p>  <p>Go to BrainPOP Jr. watch the video 'Compare and Contrast'</p>	<p><b>1. 10 Minutes:</b></p>  <p><b>2. 20 minutes:</b></p>  <p>Go to Get Epic! and read the book 'Frank Einstein and the Electro-Finger #2'</p> <ul style="list-style-type: none"> <li>• Theme</li> <li>• Setting</li> <li>• Plot</li> </ul>  <p><b>Seesaw</b></p> <p>Complete the 'Story Elements (Tues 4/21)' activity</p>	<p><b>1. 10 Minutes:</b></p>  <p><b>2. 20 minutes:</b></p>  <p>Go to Get Epic! and read the book 'Frank Einstein and the Bio-Action Gizmo #5'</p> <ul style="list-style-type: none"> <li>• Theme</li> <li>• Setting</li> <li>• Plot</li> </ul>  <p><b>Seesaw</b></p> <p>Complete the 'Story Elements (Wed 4/22)' activity</p>	<p><b>1. 10 Minutes:</b></p>  <p><b>2. 10 minutes:</b></p>  <p>Go to BrainPOP watch the video 'Suffixes'</p> <p><b>Complete the 'Hard Quiz' for a grade</b></p> <p><b>3. 10 minutes:</b></p>  <p><b>Seesaw</b></p> <p>Complete the 'Venn Diagram: Story Elements (Thurs 4/23)' activity</p>	<p><b>1. 10 Minutes:</b></p>  <p><b>2. 10 minutes:</b></p>  <p><b>Seesaw</b></p> <p>Complete the 'Your Choice: Venn Diagram (Fri 4/24)' activity</p> <p><b>3. 10 minutes:</b></p>  <p>Go to BrainPOP Jr. watch the video 'Compare and Contrast'</p> <p><b>Complete the 'Compare and Contrast Hard Quiz' for a grade</b></p>



**Seesaw**

Complete the  
'Compare and  
Contrast  
Settings  
(Wed 4/20)'  
activity











## MAY DO

- Read more than one book on a single topic and compare and contrast how the books are similar and different.
- Think about five things you like to do and use adverbs using the -ly suffix to describe the way you do them.  
Example: I swim quickly.

# MATH

## MUST DO






### On: Unit 5 Review

Monday	Tuesday	Wednesday	Thursday	Friday
<p><b>1. 10 Minutes:</b>  <b>i-Ready™</b> Lesson: My Path</p> <p><b>2. 15 Minutes:</b>  <b>Seesaw</b></p> <p>Complete the activity 'Shapes Review Day 1'</p> <p><b>3. 5 minutes:</b> Math fact flashcards <a href="https://bit.ly/2Qb2oVq">https://bit.ly/2Qb2oVq</a></p>	<p><b>1. 10 Minutes:</b>  <b>i-Ready™</b> Lesson: My Path</p> <p><b>2. 15 Minutes:</b>  <b>Seesaw</b></p> <p>Complete the activity 'Shapes Review Day 2'</p> <p><b>3. 5 minutes:</b> Math fact flashcards <a href="https://bit.ly/2Qb2oVq">https://bit.ly/2Qb2oVq</a></p>	<p><b>1. 10 Minutes:</b>  <b>i-Ready™</b> Lesson: My Path</p> <p><b>2. 15 Minutes:</b>  <b>Seesaw</b></p> <p>Complete the activity 'Shapes Review Day 3'</p> <p><b>3. 5 minutes:</b> Math fact flashcards <a href="https://bit.ly/2Qb2oVq">https://bit.ly/2Qb2oVq</a></p>	<p><b>1. 10 Minutes:</b>  <b>i-Ready™</b> Lesson: My Path</p> <p><b>2. 15 Minutes:</b>  <b>Seesaw</b></p> <p>Complete the activity 'Shapes Review Day 4'</p> <p><b>3. 5 minutes:</b> Math fact flashcards <a href="https://bit.ly/2Qb2oVq">https://bit.ly/2Qb2oVq</a></p>	<p><b>1. 10 Minutes:</b>  <b>i-Ready™</b> Lesson: My Path</p> <p><b>2. 20 minutes:</b>  <b>Seesaw</b></p> <p>Complete the 'Unit 5 Review' activity for a classwork grade</p>



# MUST DO

## Advanced: Line Plots and Graphing

Monday	Tuesday	Wednesday	Thursday	Friday
<p><b>1. 10 Minutes:</b></p>  <p>Lesson: Solve Problems Using Scaled Picture Graphs</p> <p><b>2. 15 Minutes:</b></p> <p>Math Book: Pg. 697 - 698</p> <p><b>3. 5 minutes:</b></p> <p>Math fact flashcards: <a href="https://bit.ly/3b49xPJ">https://bit.ly/3b49xPJ</a></p> <p>Multiplication/Division</p>	<p><b>1. 10 Minutes:</b></p>  <p>Lesson: Draw Scaled Picture Graphs</p> <p><b>2. 15 Minutes:</b></p> <p>Math Book: Pg. 701 - 702</p> <p><b>3. 5 minutes:</b></p> <p>Math fact flashcards: <a href="https://bit.ly/3b49xPJ">https://bit.ly/3b49xPJ</a></p> <p>Multiplication/Division</p>	<p><b>1. 10 Minutes:</b></p>  <p>Lesson: Solve Problems Using Scaled Bar Graphs</p> <p><b>2. 15 Minutes:</b></p> <p>Math Book: Pg. 713 - 714</p> <p><b>3. 5 minutes:</b></p> <p>Math fact flashcards: <a href="https://bit.ly/3b49xPJ">https://bit.ly/3b49xPJ</a></p> <p>Multiplication/Division</p>	<p><b>1. 10 Minutes:</b></p>  <p>Lesson: Practice: Solve Problems Using Scaled Picture Graphs</p> <p><b>2. 15 Minutes:</b></p> <p>Math Book: Pg. 715 - 716</p> <p><b>3. 5 minutes:</b></p> <p>Math fact flashcards: <a href="https://bit.ly/3b49xPJ">https://bit.ly/3b49xPJ</a></p> <p>Multiplication/Division</p>	<p><b>1. 10 Minutes:</b></p>  <p>Lesson: Measure Length and Plot Data on Line Plots</p> <p><b>2. 15 Minutes:</b></p> <p>Math Book: Pg. 717 - 718</p> <p><b>3. 5 minutes:</b></p> <p>Math fact flashcards: <a href="https://bit.ly/3b49xPJ">https://bit.ly/3b49xPJ</a></p> <p>Multiplication/Division</p>

## MUST DO

### Accelerated: Measuring to the Nearest Whole, Half, and Quarter Inch

Monday	Tuesday	Wednesday	Thursday	Friday
<p><b>1. 10 Minutes:</b> Watch: How To Measure Length in Safari Montage- which can be found on class. <a href="https://safari.fultonschools.org/?a=396894&amp;d=82103AA">https://safari.fultonschools.org/?a=396894&amp;d=82103AA</a></p> <p><b>2. 15 minutes:</b> Complete the Seesaw Activity Labeled Measuring Length Day 1</p> <p><b>3. 5 minutes:</b> Math Facts for Multiplication/Division</p>	<p><b>1. 10 Minutes:</b> Read Measuring Length by Julia Vogel on Getepic</p> <p><b>2. 15 minutes:</b> Complete the Seesaw Activity Labeled Measuring Length Day 2</p> <p><b>3. 5 minutes:</b> Math Facts for Multiplication/Division</p>	<p><b>1. 25 Minutes:</b> Complete the Seesaw Activity Labeled Measuring Length Day 3</p> <p><b>2. 5 minutes:</b> Math Facts for Multiplication/Division</p>	<p><b>1. 25 Minutes:</b> Start the Seesaw Activity Labeled Measuring Length Day 4 and 5</p> <p><b>2. 5 minutes:</b> Math Facts for Multiplication/Division</p>	<p><b>1. 15 Minutes:</b> Complete the Seesaw Activity Labeled Measuring Length Day 4 and 5</p> <p><b>2. 10 Minutes:</b> Quizizz <a href="https://www.joinmyquiz.com">joinmyquiz.com</a> and enter this code</p> <p><b>506934</b></p> <p>This will be taken as a classwork grade</p> <p><b>3. 5 minutes:</b> Math Facts for Multiplication/Division</p>

## MAY DO

