








SBCE TeleSchool: Grade 2

Dates: March 30 – April 3

- Each day spend 30 minutes on literacy learning and 30 minutes on math learning.
- Complete Must Do tasks before moving on to the May Do tasks of your choosing.
- Be sure to check off tasks as you complete them and get a parent/guardian signature at the bottom of this page before returning to school.

***All classwork grades including writing assignments should be submitted via Seesaw photo/post. All Quizizz must be taken independently on assigned date.**

LITERACY				
MUST DO				
On:				
Monday	Tuesday	Wednesday	Thursday	Friday
<p>1. 10 Minutes:</p>  <p>2. 10 minutes:</p>  <p>Go to Get Epic! and read the book 'Me First! Prefixes Lead Way'</p>	<p>1. 10 Minutes:</p>  <p>2. 10 minutes:</p> <p>Watch the following video on Prefixes https://www.turtlediary.com/video/prefix.html When you are finished write as many words with prefixes you can remember from the video. Underline the root words.</p>	<p>1. 10 Minutes:</p>  <p>2. 10 minutes:</p> <p>The following are the prefixes you should know by the completion of 2nd grade. Make flash cards for the following prefixes: Re=again, pre=before, mid=middle, un - not, dis = opposite/not,</p>	<p>1. 10 Minutes:</p>  <p>2. 10 minutes:</p>  <p>Go to BrainPOP Jr. watch the video 'Prefixes'</p>	<p>1. 10 Minutes:</p>  <p>2. 10 minutes:</p> <p>Complete the 'Major Events and Challenges Quizizz' for a grade</p>

3. 10 minutes:



Go to Get Epic! and read the book 'Harry the Dirty Dog'



Record yourself on the microphone stating one challenge or major event that happened in the book. Post it on Seesaw

3. 10 minutes:



Go to Get Epic! and reread the book 'Harry the Dirty Dog'



Fill in the 'Challenges' graphic organizer and post it on Seesaw

mis=wrong, non=not, micro=mini
Be as creative as you want. See the following for examples:
<https://quizlet.com/412574372/prifixes-flash-cards/>

3. 10 minutes:



Go to Get Epic! and read the book 'Chrysanthemum' by Kevin Hankes



Record yourself on the microphone stating one challenge or major event that happened in the book. Post it on Seesaw

Complete the 'Hard Quiz' for a grade

3. 10 minutes:



Go to Get Epic! and reread the book 'Chrysanthemum' by Kevin Hankes













Fill in the 'Challenges' graphic organizer and post it on Seesaw.

3. 10 minutes:
(Friday Letter)

Write to your homeroom teacher and make sure you include at least 3 words with prefixes.

Write on paper and take a picture/save for when we return to school OR write in a note to post on Seesaw for a grade

Advanced:

Monday	Tuesday	Wednesday	Thursday	Friday
<p>1. 10 Minutes:</p>  <p>2. 10 minutes:</p>  <p>Read the book 'Me First! Prefixes Lead Way'</p> <p>3. 10 minutes:</p>  <p>Go to Get Epic! and read the book 'Paco and the Giant Chile Plant'</p>	<p>1. 10 Minutes:</p>  <p>2. 10 minutes:</p> <p>Watch the following video on Prefixes https://www.turlediary.com/video/prefix.html</p> <p>When you are finished write as many words with prefixes you can remember from the video. Underline the root words.</p> <p>3. 10 minutes:</p>  <p>Go to Get Epic! and <u>reread</u> the book 'Paco and the Giant Chile Plant'</p>	<p>1. 10 Minutes:</p>  <p>2. 10 minutes:</p> <p>The following are the prefixes you should know by the completion of 2nd grade. Make flash cards for the following prefixes: Re=again, pre=before, mid=middle, un - not, dis = opposite/not, mis=wrong, non=not, micro=mini Be as creative as you want. See the following for examples: https://quizlet.com/412574372/prefixes-flash-cards/</p>	<p>1. 10 Minutes:</p>  <p>2. 10 minutes:</p>  <p>Go to BrainPOP Jr. watch the video 'Prefixes'</p> <p>Complete the 'Hard Quiz' for a grade</p> <p>3. 10 minutes:</p>  <p>Go to Get Epic! and <u>reread</u> the book 'Small Saul'</p>	<p>1. 10 Minutes:</p>  <p>2. 10 minutes:</p> <p>Review your flash cards and then *Complete the 'Major Events and Challenges Quiz' for a classwork grade</p> <p>3. 10 minutes: (Friday Letter)</p> <p>Write to your homeroom teacher and <u>make sure you include at least 3 words with prefixes.</u></p> <p>*Write on paper and take a picture/save for when we return to school OR write in a note to post on Seesaw for a grade*</p>



Seesaw

Record yourself on the microphone stating one challenge or major event that happened in the book. Post it on Seesaw



Seesaw

Fill in the 'Challenges' graphic organizer and post it on Seesaw

3. 10 minutes:

epic!

Go to Get Epic! and read the book 'Small Saul'



Seesaw

Record yourself on the microphone stating one challenge or major event that happened in the book. Post it on Seesaw



Seesaw

Fill in the 'Challenges' graphic organizer and post it on Seesaw.

Accelerated:

Monday	Tuesday	Wednesday	Thursday	Friday
<p>1. 10 Minutes:</p>  <p>2. 10 minutes:</p>  <p>Read the book 'Me First! Prefixes Lead Way'</p> <p>3. 10 minutes:</p>  <p>Watch the 'Theme' video and complete the 'Easy Quiz'. When finished review your answers.</p>  <p>Complete the 'Theme' graphic organizer and post. Using a book of your choice!</p>	<p>1. 10 Minutes:</p>  <p>2. 10 minutes:</p> <p>Watch the following video on Prefixes https://www.turlediary.com/video/prefix.html</p> <p>When you are finished write as many words with prefixes you can remember from the video. Underline the root words.</p> <p>3. 10 minutes:</p>  <p>Go to Get Epic! and read the book 'Melena's Jubilee'</p>	<p>1. 10 Minutes:</p>  <p>2. 10 minutes:</p> <p>The following are the prefixes you should know by the completion of 2nd grade. Make flash cards for the following prefixes: Re=again, pre=before, mid=middle, un - not, dis = opposite/not, mis=wrong, non= not, micro=mini</p> <p>Be as creative as you want. See the following for examples: https://quizlet.com/412574372/prefixes-flash-cards/</p>	<p>1. 10 Minutes:</p>  <p>2. 10 minutes:</p>  <p>Go to BrainPOP Jr. watch the video 'Prefixes'</p> <p>Complete the 'Hard Quiz' for a grade</p> <p>3. 10 minutes:</p>  <p>Go to Get Epic! and read 'The Boo Boos That Changed the World'</p>	<p>1. 10 Minutes:</p>  <p>2. 10 minutes:</p> <p>Review your flash cards and then</p> <p>*Complete the 'Theme Quiz' for a classwork grade</p> <p>3. 10 minutes: (Friday Letter)</p> <p>Write to your homeroom teacher and <u>make sure you include at least 3 words with prefixes.</u></p> <p>*Write on paper and take a picture/save for when we return to school OR write in a note to post on Seesaw for a grade*</p>



Seesaw

Complete the
'Theme' graphic
organizer and
post

3. 10 minutes:

epic!

Go to Get Epic!
and read the
book 'The
Frazzle Family
Finds a Way'



Seesaw

Complete the
'Theme' graphic
organizer and
post.



Seesaw






Complete the
'Theme' graphic
organizer and
post.

MAY DO






- Read one nonfiction book on Galileo or Get Epic of your choice
- Find as many words with a prefix as you can in one of the books you have read this week and post a list on Seesaw
- Write a book reflection- Did you like the story? Why or why not? Who was your favorite character? If you could change the ending how would you change it?

MATH MUST DO

On: Geometry






Monday	Tuesday	Wednesday	Thursday	Friday
<p>1. 10 Minutes:  Lesson: Divide Shapes into Two Equal Parts</p> <p>2. 15 Minutes: Math Book: p. 747-748</p> <p>3. 5 minutes: Math fact flashcards https://bit.ly/2Qb2oVq</p>	<p>1. 10 Minutes:  Lesson: Divide Shapes into Four Equal Parts</p> <p>2. 15 Minutes: Math Book: p. 753-754</p> <p>3. 5 minutes: Math fact flashcards https://bit.ly/2Qb2oVq</p>	<p>1. 10 Minutes:  Lesson: Divide Shapes into Four Equal Parts</p> <p>2. 15 Minutes: Math Book: p.757-758</p> <p>3. 5 minutes: Math fact flashcards https://bit.ly/2Qb2oVq</p>	<p>1. 10 Minutes:  Lesson: Recognize and Draw Shapes</p> <p>2. 15 Minutes: Math Book: P.760-762</p> <p>3. 5 minutes: Math fact flashcards https://bit.ly/2Qb2oVq</p>	<p>1. 10 Minutes:  Lesson: Recognize and Draw Shapes</p> <p>2. 20 minutes: *Complete the Quizizz for a classwork grade</p>

Advanced: Division

Monday	Tuesday	Wednesday	Thursday	Friday
<p>1. 10 Minutes:  Lesson: Understand Division Part Two</p> <p>2. 15 Minutes: Math Book: Pg. 281-282</p> <p>3. 5 minutes: Math fact flashcards: https://bit.ly/3b49xPJ Multiplication/Division</p>	<p>1. 10 Minutes:  Lesson: Understand Division Part Two</p> <p>2. 15 Minutes: Math Book: Pg. 311-312</p> <p>3. 5 minutes: Math fact flashcards: https://bit.ly/3b49xPJ Multiplication/Division</p>	<p>1. 10 Minutes:  Lesson: Division Word Problems Part Two</p> <p>2. 15 Minutes: Math Book: Pg. 375-376</p> <p>3. 5 minutes: Math fact flashcards: https://bit.ly/3b49xPJ Multiplication/Division</p>	<p>1. 10 Minutes:  Lesson: Division Word Problems Part Two</p> <p>2. 15 Minutes: Math Book: Pg. 393-394</p> <p>3. 5 minutes: Math fact flashcards: https://bit.ly/3b49xPJ Multiplication/Division</p>	<p>1. 10 Minutes:  Lesson: Practice More Division and Subtraction Word Problems</p> <p>2. 15 Minutes: Math Book: Pg. 413-414</p> <p>3. 5 minutes: Math fact flashcards: https://bit.ly/3b49xPJ Multiplication/Division</p>

Accelerated: Telling Time- MGSE3.MD.1 Tell and write time to the nearest minute and measure elapsed time intervals in minutes.

Solve word problems involving addition and subtraction of time intervals in minutes, e.g., by representing the problem on a number line diagram, drawing a pictorial representation on a clock face, etc.

Monday	Tuesday	Wednesday	Thursday	Friday
<p>1. 10 Minutes:  Lesson: Tell and Write Time</p> <p>2. 15 Minutes: Get on Get Epic! and read 'Math World Telling Time' you can find it in this collection I have created: https://www.getepic.com/app/user-collection/9758583</p> <p>3. 5 minutes: Multiplication/Division Math Fact Practice</p>	<p>1. 10 Minutes:  Lesson: Tell and Write Time</p> <p>2. 15 Minutes: Seesaw Activity-Telling and Illustrating Time</p> <p>3. 5 minutes: Multiplication/Division Math Fact Practice</p>	<p>1. 10 Minutes:  Lesson: Practice: Tell and Write Time</p> <p>2. 15 Minutes: Seesaw Activity-Telling Time to the Minute</p> <p>3. 5 minutes: Multiplication/Division Math Fact Practice</p>	<p>1. 10 Minutes:  Lesson: Practice: Tell and Write Time</p> <p>2. 15 Minutes: Seesaw Activity-Clock Check</p> <p>3. 5 minutes: Multiplication/Division Math Fact Practice</p>	<p>1. 10 Minutes:  Lesson: Solve Problems About Time</p> <p>2. 15 Minutes: *Complete the Quizizz for a classwork grade</p> <p>CODE: 951067 Please complete by 3:10 on Friday</p> <p>3. 5 minutes: Multiplication/Division Math Fact Practice</p>

*iReady Lessons are estimated to take longer than 10 minutes. Therefore, you see the same lesson over multiple days. Students are only expected to complete 10 minutes of the lesson each day.

MAY DO

ACC: Students may keep track of when they start and stop activities throughout the day. Example: 7:15-8:04 Ate breakfast and got dressed 8:05-9:05 Teleschool etc.

ACC: Count how many items in the house have a digital clock and how many items have analog clocks!

ON: Find 5 items in your house that are divided into parts. Example: A rectangle bar of chocolate!



Parent/Guardian(s): I certify that my child completed 30 minutes of literacy learning and 30 minutes of math learning daily. We have checked off the tasks completed and attached completed assignments to this page. I understand that my child is expected to complete graded assignments within 2 weeks of returning to normal school operations.

Parent/Guardian Signature: _____