

SBCE TeleSchool: Grade 2

Dates: March 23-27






- Each day spend 30 minutes on literacy learning and 30 minutes on math learning.
- Complete Must Do tasks before moving on to the May Do tasks of your choosing.
- Attach any completed paper assignments to this page.
- Be sure to check off tasks as you complete them and get a parent/guardian signature at the bottom of this page before returning to school.

***All classwork grades including writing assignments and math book pages should be collected and preserved for submission upon returning to school. Students have up to 2 weeks to submit all Teleschool work AFTER returning to normal school operations.**






LITERACY

MUST DO






On:

Monday	Tuesday	Wednesday	Thursday	Friday
<p>1. 10 Minutes: </p> <p>2. 10 minutes: Watch Brainpop Jr. Character video. Then, read Rumpelstiltskin ebook on Galileo-password bundle</p> <p>3. 10 minutes: Retell the story and describe the main characters with adverbs and adjectives in 3-5 sentences.</p>	<p>1. 10 Minutes: </p> <p>2. 10 minutes: Read Little Red Riding Hood ebook on Galileo</p> <p>3. 10 minutes: Retell the story and describe the main characters with adverbs and adjectives in 3-5 sentences.</p>	<p>1. 10 Minutes: </p> <p>2. 10 minutes: Read Three Little Gators ebook on Galileo</p> <p>3. 10 minutes: Retell the story and describe the main characters with adverbs and adjectives in 3-5 sentences.</p>	<p>1. 10 Minutes: </p> <p>2. 10 minutes: Read Seriously, Snow White Was So Forgetful ebook on Galileo</p> <p>3. 10 minutes: Retell the story and describe the main characters with adverbs and adjectives in 3-5 sentences.</p>	<p>1. 10 Minutes: </p> <p>2. 10 minutes: Watch BrainPopJr. Adjective and Adverbs video</p> <p>*Complete the 'hard quiz' for a classwork grade</p> <p>3. 10 minutes: (Friday Letter) Write to homeroom teacher using 5 or more adjectives or adverbs.</p>

Advanced:

Monday	Tuesday	Wednesday	Thursday	Friday
<p>1. 10 Minutes:</p>  <p>2. 10 minutes: Read Rumpelstiltskin ebook on Galileo-password bundle</p> <p>3. 10 minutes: Retell the story and describe the main characters with adverbs and adjectives in 5-8 sentences.</p>	<p>1. 10 Minutes:</p>  <p>2. 10 minutes: Read Little Red Riding Hood ebook on Galileo</p> <p>3. 10 minutes: Retell the story and describe the main characters with adverbs and adjectives in 5-8 sentences.</p>	<p>1. 10 Minutes:</p>  <p>2. 10 minutes: Read Three Little Gators ebook on Galileo</p> <p>3. 10 minutes: Retell the story and describe the main characters with adverbs and adjectives in 5-8 sentences.</p>	<p>1. 10 Minutes:</p>  <p>2. 10 minutes: Read Seriously, Snow White Was So Forgetful ebook on Galileo</p> <p>3. 10 minutes: Retell the story and describe the main characters with adverbs and adjectives in 5-8 sentences.</p>	<p>1. 10 Minutes:</p>  <p>2. 10 minutes: Watch BrainPopJr. Adjective and Adverbs video</p> <p>*Complete the 'hard quiz' for a classwork grade</p> <p>3. 10 minutes: (Friday Letter) Write to homeroom teacher using 8 or more adjectives or adverbs.</p>

Accelerated:

Monday	Tuesday	Wednesday	Thursday	Friday
<p>1. 10 Minutes</p>  <p>2. 10 minutes: Read Rumpelstiltskin ebook on Galileo- password bundle</p> <p>3. 10 minutes: Retell the story and describe the main characters with adverbs and adjectives in 8-10 sentences. Include the moral of the story.</p>	<p>1. 10 Minutes</p>  <p>2. 10 minutes: Read Little Red Riding Hood ebook on Galileo</p> <p>3. 10 minutes: Retell the story and describe the main characters with adverbs and adjectives in 8-10 sentences. Include the moral of the story.</p>	<p>1. 10 Minutes</p>  <p>2. 10 minutes: Read Three Little Gators ebook on Galileo</p> <p>3. 10 minutes: Retell the story and describe the main characters with adverbs and adjectives in 8-10 sentences. Include the moral of the story.</p>	<p>1. 10 Minutes</p>  <p>2. 10 minutes: Read Seriously, Snow White Was So Forgetful ebook on Galileo</p> <p>3. 10 minutes: Retell the story and describe the main characters with adverbs and adjectives in 8-10 sentences. Include the moral of the story.</p>	<p>1. 10 Minutes</p>  <p>2. 10 minutes: Watch BrainPopJr. Adjective and Adverbs video</p> <p>*Complete the 'hard quiz' for a classwork grade</p> <p>3. 10 minutes: (Friday Letter) Write to homeroom teacher using 8 or more adjectives or adverbs.</p>

Password for Galileo- bundle






MAY DO

- Read one book on Galileo of your choice
- Write a friendly letter to a friend, teacher, or adult
- Write a book reflection- Did you like the story? Why or why not? Who was your favorite character? If you could change the ending how would you change it?






MATH

MUST DO






On: Geometry

Monday	Tuesday	Wednesday	Thursday	Friday
<p>1. 10 Minutes:  Lesson: Understand Attributes of Shapes</p> <p>2. 15 Minutes: Math Book: Pg. 743-744</p> <p>3. 5 minutes: Math fact flashcards https://bit.ly/2Qb2oVg</p>	<p>1. 10 Minutes:  Lesson: Understand Attributes of Shapes</p> <p>2. 15 Minutes: Math Book: Pg. 749-750</p> <p>3. 5 minutes: Math fact flashcards https://bit.ly/2Qb2oVg</p>	<p>1. 10 Minutes:  Lesson: Practice Attributes of Shapes</p> <p>2. 15 Minutes: Math Book: Pg. 755-756</p> <p>3. 5 minutes: Math fact flashcards https://bit.ly/2Qb2oVg</p>	<p>1. 10 Minutes:  Lesson: Practice Attributes of Shapes</p> <p>2. 15 Minutes: Lesson 2 Reteach</p> <p>3. 5 minutes: Math fact flashcards https://bit.ly/2Qb2oVg</p>	<p>1. 10 Minutes:  Lesson: Divide Shapes into Two Equal Parts</p> <p>2. 15 Minutes: Lesson 2 Enrich</p> <p>3. 5 minutes: Math fact flashcards https://bit.ly/2Qb2oVg</p>

Advanced: Division

Monday	Tuesday	Wednesday	Thursday	Friday
<p>1. 10 Minutes:  Lesson: Understand Division Part One</p> <p>2. 15 Minutes: Math Book: Pg. 249-250</p> <p>3. 5 minutes: Math fact flashcards: https://bit.ly/3b49xPJ Multiplication/Division</p>	<p>1. 10 Minutes:  Lesson: Understand Division Part One</p> <p>2. 15 Minutes: Math Book: Pg. 255-256</p> <p>3. 5 minutes: Math fact flashcards: https://bit.ly/3b49xPJ Multiplication/Division</p>	<p>1. 10 Minutes:  Lesson: Division Word Problems Part One</p> <p>2. 15 Minutes: Math Book: Pg. 261-262</p> <p>3. 5 minutes: Math fact flashcards: https://bit.ly/3b49xPJ Multiplication/Division</p>	<p>1. 10 Minutes:  Lesson: Division Word Problems Part One</p> <p>2. 15 Minutes: Math Book: Pg. 269-270</p> <p>3. 5 minutes: Math fact flashcards: https://bit.ly/3b49xPJ Multiplication/Division</p>	<p>1. 10 Minutes:  Lesson: Practice Division and Subtraction Word Problems</p> <p>2. 15 Minutes: Math Book: Pg. 275-276</p> <p>3. 5 minutes: Math fact flashcards: https://bit.ly/3b49xPJ Multiplication/Division</p>

Accelerated: Fractions

Monday	Tuesday	Wednesday	Thursday	Friday
<p>1. 10 Minutes:  i-Ready™ Lesson: Understand Fractions on a Number Line</p> <p>2. 15 Minutes: Seesaw Activity- Fraction Thinkboard</p> <p>3. 5 minutes: Math fact flashcards: https://bit.ly/3b49xPJ Multiplication/Division</p>	<p>1. 10 Minutes:  i-Ready™ Lesson: Understand Fractions on a Number Line</p> <p>2. 15 Minutes: Seesaw Activity- Fractions on a Number Line</p> <p>3. 5 minutes: Math fact flashcards: https://bit.ly/3b49xPJ Multiplication/Division</p>	<p>1. 10 Minutes:  i-Ready™ Lesson: Equivalent Fractions</p> <p>2. 15 Minutes: Seesaw Activity- Equivalent Fractions (Rainbow Border)</p> <p>3. 5 minutes: Math fact flashcards: https://bit.ly/3b49xPJ Multiplication/Division</p>	<p>1. 10 Minutes:  i-Ready™ Lesson: Equivalent Fractions</p> <p>2. 15 Minutes: Seesaw Activity- Equivalent Fractions (Missing Numerator)</p> <p>3. 5 minutes: Math fact flashcards: https://bit.ly/3b49xPJ Multiplication/Division</p>	<p>1. 10 Minutes:  i-Ready™ Lesson: Comparing Fractions</p> <p>2. 15 Minutes: Seesaw Activity- Compare Fractions using Fraction Circles</p> <p>3. 5 minutes: Math fact flashcards: https://bit.ly/3b49xPJ Multiplication/Division</p>

*iReady Lessons are estimated to take longer than 10 minutes. Therefore, you see the same lesson over multiple days. Students are only expected to complete 10 minutes of the lesson each day.




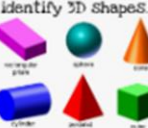





MAY DO




prodigy

- On: Go on a shape hunt the item and what
- ADV: Write 3 division parents solve the
- ACC: A foot-long ruler is inches. Use a ruler to in the house rounding the inch. Record your findings write the measurements For example, the length foot.

Geometry

<p>Look around your house and identify plane shapes.</p> 	<p>Explain the attributes of plane shapes. Sort into attribute groups.</p> 	<p>Use paper shapes to create a picture (composite shapes).</p> 
<p>Go on a walk and identify 3D shapes.</p> 	<p>Explain the attributes of plane shapes. Sort into attribute groups.</p> 	<p>Use toothpicks and marshmallows to make 3D shapes. Tell the shape names.</p> 
<p>Make a plane shape with other plane shapes. Explain.</p> 	<p>Find 3D shapes around the house and the yard. Experiment with how they move.</p> <p>Stack Slide Roll</p> 	<p>Make up a Song about shapes and their attributes.</p> 



SEESAW (On and Adv)
around your house! Write down shape(s) you see. word problems. Have your problem. Check their work! divided into 12 equal parts, or measure an assortment of items length of each to the nearest on paper, then show them how to as a fraction of a one-foot length. of a pencil might be 6/12 of a

Parent/Guardian(s): I certify that my child completed 30 minutes of literacy learning and 30 minutes of math learning daily. We have checked off the tasks completed and attached completed assignments to this page. I understand that my child is expected to complete graded assignments within 2 weeks of returning to normal school operations.

Parent/Guardian Signature: _____