

SBCE TeleSchool: Grade 1

Dates: March 23- March 27, 2020

- Each day spend 30 minutes on literacy learning and 30 minutes on math learning.
- Complete Must Do tasks before moving on to the May Do tasks of your choosing.
- Attach any completed paper assignments to this page.
-
-
- Be sure to check off tasks as you complete them and get a parent/guardian signature at the bottom of this page before returning to school.

LITERACY- ON Level

MUST DO

Go on Bookflix :


<https://bookflix.digital.scholastic.com/>

Username: crossing

Password: crossing

Click on "Animals and Nature"

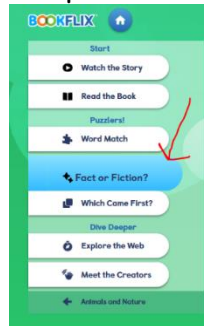
Choose the book "Bear Snores On"



Day 1

Re-read the story, "Bear Snores On".

Click on "Fact or Fiction".
Complete the activity.

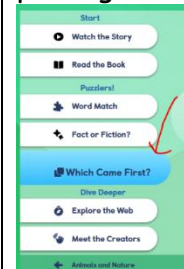


Day 2

Re-read the story, "Bear Snores On".

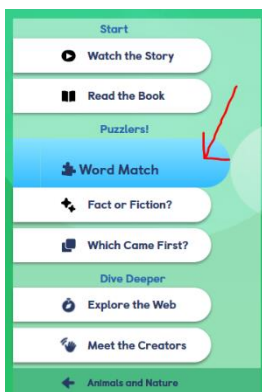
Click on "Which Comes First".

Complete the activity by putting the events in order.



Day 3

Read "A Bear Cub Grows Up".
Complete the "Word Match" activity.



Day 4

Go to this link:

<https://bit.ly/2w3OEoM>

Choose 2 activities from the Cubs Corner for Kids website.



Take Quizizz quizzes emailed by homeroom teacher

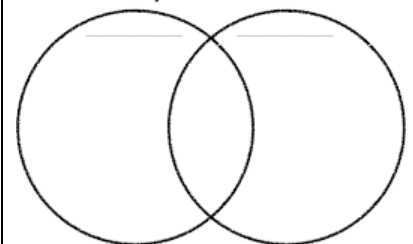
Day 5

Watch the video:

<https://bit.ly/2U1wE6l>

Compare and contrast a grizzly bear mom to a human mom.

Compare & Contrast



Student

** REQUIRED: Assessment- joinmyquiz.com
Code will be emailed to parents.

LITERACY- Advanced Level

MUST DO

Go on Bookflix :

<https://bookflix.digital.scholastic.com/>


Username: crossing

Password: crossing

Click on "Animals and Nature"

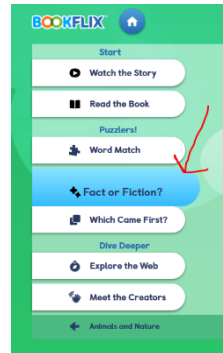
Choose the book "Diary of a Spider"

and "A Spiderling Grows Up"



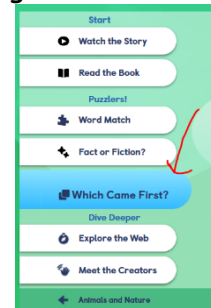
Day 1

Read the story,
"Diary of A Spider".
Click on "Fact or Fiction".
Complete the activity.



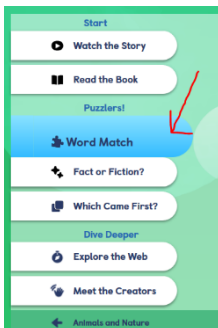
Day 2

Re-read the story,
"Diary of A Spider".
Click on "Which Comes First".
Complete the activity by
putting the events in order.



Day 3

Read "A Spiderling Grows Up".
Complete the "Word Match"
activity.



Day 4

Go to this link:
<https://bit.ly/2we0yFR>
Read the poems about spiders.
Create your own poem about
spiders.

Day 5

Watch the videos about
spider webs:

<https://bit.ly/3a2lrcA>






Write down 3 things you
learned about spider's webs.

- 1.
- 2.
- 3.

** REQUIRED: Assessment- joinmyquiz.com
Code will be emailed to parents.


LITERACY- Accelerated Level

MUST DO

<p>Day 1 1. 10 Minutes:</p>  <p>2. 10 minutes: Watch BrainPopJr. Adjective and Adverbs video. You may access BrainPopJr. From Classlink.</p> <p>3. 10 minutes: Write a letter to Mrs. Lavelle or Ms. Hartford (homeroom teacher) using 5 or more adjectives or adverbs. You may type this letter as an email if you like, or save it to give your teacher once school resumes.</p>	<p>Day 2 1. 10 Minutes:</p>  <p>2. 10 Minutes: Read <i>Rumpelstiltskin</i> ebook on Galileo. Galileo can be accessed through Classlink. Password: bundle</p> <p>3. 10 minutes: Retell the story and describe the main characters with adverbs and adjectives in 3-5 sentences.</p>	<p>Day 3 1. 10 Minutes:</p>  <p>2. 10 minutes: Read <i>Little Red Riding Hood</i> ebook on Galileo. Galileo can be accessed through Classlink. Password: bundle</p> <p>3. 10 minutes: Retell the story and describe the main characters with adverbs and adjectives in 3-5 sentences.</p>
<p>Day 4 1. 10 Minutes:</p>  <p>2. 10 minutes: Read <i>Three Little Gators</i> ebook on Galileo. Galileo can be accessed through Classlink. Password: bundle</p> <p>3. 10 minutes: Retell the story and describe the main characters with adverbs and adjectives in 3-5 sentences.</p>	<p>Day 5 1. 10 Minutes:</p>  <p>2. 10 minutes: Read <i>Seriously, Snow White Was So Forgetful</i> ebook on Galileo. Galileo can be accessed through Classlink. Password: bundle</p> <p>3. 10 minutes: Retell the story and describe the main characters with adverbs and adjectives in 3-5 sentences.</p> <p>4. Complete the quiz about this book through the link Mrs. Lavelle or Ms. Hartford sends to you through a website called "Quizizz." This link will be sent to your parents on Thursday, March 26. This quiz will count as a formative grade for this week.</p>	


Math - ON Level

MUST DO

 <p>https://www.ixl.com/signin/statebridge Username: 1st letter of your child's first name followed by their full last name. Example: MComesana Password: (See your teacher for your password)</p>	<p>Day 1</p> <p>Complete standards: K.3 <u>Compare numbers up to 10 using symbols</u></p> <p>M-2 <u>Write numbers as tens and ones up to 20</u></p>	<p>Day 2</p> <p>Complete standards: M.5 <u>Write numbers as tens and ones</u></p> <p>K.5- <u>Compare numbers up to 100 using symbols</u></p>
<p>Day 3</p> <p>Complete standards: M.3- <u>Place value models up to 100</u></p> <p>D.9- <u>Addition word problems - sums up to 10</u></p>	<p>Day 4</p> <p>Assessment Standard- D.12 - <u>Addition word problems - sums up to 20</u></p> <p>**Students must complete 20 questions in D.12. Score is out of 20.</p> <p>Complete standards: C.5- <u>Adding 5</u></p>	<p>Day 5</p> <p>Complete standards: C.4- <u>Adding 4</u> H.13 <u>Subtraction word problems - up to 20</u></p>


Math- Advanced Level

MUST DO

 <p>https://www.ixl.com/signin/statebridge</p> <p>Username: 1st letter of your child's first name followed by their full last name. Example: MComesana Password: (See your teacher for your password)</p>	<p>Day 1</p> <p>Complete G 1, 2,3</p> <ul style="list-style-type: none"> • <u>Add multiples of 10</u> • <u>Add a two-digit and a one-digit number - without regrouping</u> <p><u>Use models to add two-digit numbers - without regrouping</u></p>	<p>Day 2</p> <p>Complete G 4,5,6</p> <ul style="list-style-type: none"> • <u>Add two-digit numbers without regrouping - sums to 100</u> • <u>Add a two-digit and a one-digit number - with regrouping</u> <p><u>Add two-digit numbers with regrouping - sums to 100</u></p>
<p>Day 3</p> <p>Complete P 1,2,3</p> <ul style="list-style-type: none"> • <u>Names and values of common coins</u> • <u>Names and values of all coins</u> • <u>Count money - pennies, nickels, and dimes only</u> 	<p>Day 4</p> <p>Complete P 4,5,6</p> <ul style="list-style-type: none"> • <u>Count money - up to \$1</u> • <u>Count money - up to \$5</u> <p><u>Equivalent amounts of money - up to \$1</u></p>	<p>Day 5</p> <p>Complete H1, 2,3</p> <ul style="list-style-type: none"> • <u>Subtract multiples of 10</u> • <u>Write subtraction sentences to describe pictures - up to two digits</u> • <u>Subtract a one-digit number from a two-digit number - without regrouping</u>

Math- Accelerated Level

MUST DO

 <p>https://www.ixl.com/signin/statebridge</p> <p>Log in to IXL and complete each of the following.</p> <p>Mrs. Lavelle will be checking for work completion through the IXL website and a formative grade will be taken.</p>	<p>Day 1</p> <p>L9: <u>Addition and subtraction - ways to make a number - up to 100</u></p> <p>L10: <u>Addition and subtraction word problems - up to 100</u></p> <p>L11: <u>Two-step addition and subtraction word problems - up to 100</u></p>	<p>Day 2</p> <p>L12: <u>Addition and subtraction - balance equations - up to 100</u></p> <p>L13: <u>Input/output tables - write the rule - up to 100</u></p> <p>L14: <u>Input/output tables - add and subtract by 100</u></p>
<p>Day 3:</p> <p>L15: <u>Input/output tables - add and subtract by 10 or 100</u></p> <p>L16: <u>Which sign (+ or -) makes the number sentence true?</u></p> <p>L17: <u>Write addition and subtraction sentences</u></p>	<p>Day 4</p> <p>P10: <u>Add money - up to \$1</u></p> <p>P11: <u>Add money - up to \$1: word problems</u></p> <p>P12: <u>Subtract money - up to \$1</u></p>	<p>Day 5</p> <p>P13: <u>Subtract money - up to \$1: word problems</u></p> <p>P14: <u>Add and subtract money - up to \$1</u></p> <p>P15: <u>Add and subtract money - up to \$1: word problems</u></p>

MAY DO for all levels

Literacy

Sight words of the week: **goes, has, her, give, going**

Focus word of the week: **goes**



- **iRead** - access through launchpad
- Read a book of your choice for 10 minutes.
- Using the story you read, choose three squares to complete each week.

Draw and color a Spring-themed picture. Hide each of your words somewhere in the drawing.	Practice math facts on IXL for 10 minutes	Read while sitting on your bed.
Do you think Leprechauns are real? Why or why not. Write your opinion & reasons	Go on IREAD (access through launchpad.fultonschools.org)	Write 5 words that rhyme with our focus word.
Draw a large top hat for the cat. Write your words on the hat.	What would you do with a pot of gold? Give me three choices.	Write your words three times each

Math

- IREADY- access through launchpad.fultonschools.org

Parent/Guardian(s): I certify that my child completed 30 minutes of literacy learning and 30 minutes of math learning daily. We have checked off the tasks completed and attached completed assignments to this page. I understand that my child is expected to complete graded assignments within 2 weeks of returning to normal school operations.



Parent/Guardian Signature: _____

