

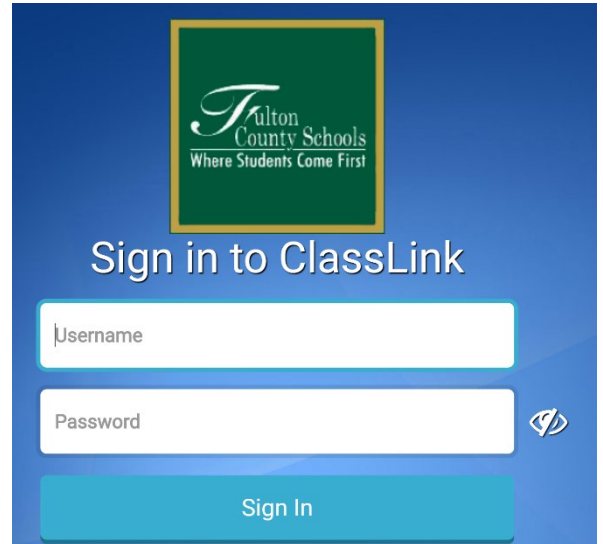
McGraw-Hill ConnectEd Student Guide

McGraw-Hill provides online access to the online textbook and other resources for these courses/grade levels:

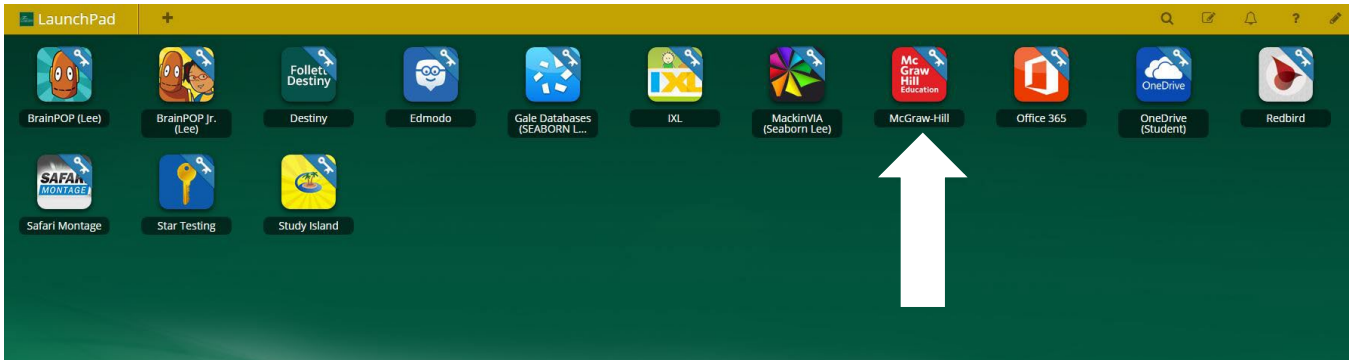
- Math K-12
- Science K-5
- HS Physical Science

1. In a web browser navigate to the FCS LaunchPad website.
<https://launchpad.classlink.com/fcs>

2. Enter your FCS username and password. Click **Sign In**.
- a. A student's username is their student ID#.
 - b. A student's password is their birthdate [default] but the student may change the password. birthday format: MMDDYYYY.



3. Click the **McGraw Hill** icon.



4. The next screen should show a book cover for the grade level you are assigned to. Click the book cover to access the Student Center.



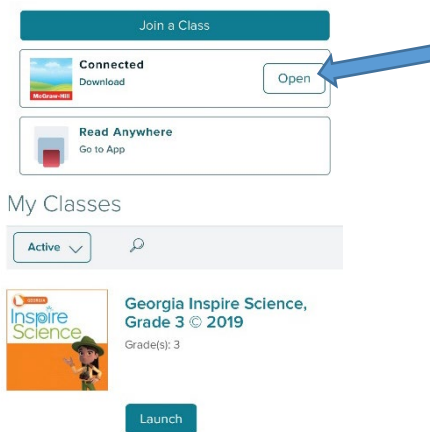
5. Select a chapter and lesson in the drop down.
6. Resources are dynamic to the chapter and lesson selected.
7. Click the **eBook** button to open the online Student Edition.



**Google Chrome Browser works best. Make sure Flash is enabled.*

Accessing the ConnectED Platform (Mobile Devices)

1. Download the **FCS Classlink** app from the Google Play or Apple App store.
2. Download the **McGraw Hill ConnectEd** app from the Google Play or Apple App store.
3. Login to the **FCS Classlink** app. Search for Fulton County Schools (if this is the first time you are logging into Classlink from the mobile device).
4. Tap the red **McGraw Hill Education** icon.
5. Tap **Open** next to Connected.



6. Select Science or Math. This will open the student workbooks. If you select science, you will be given two different available books to open. Select the 2nd book.