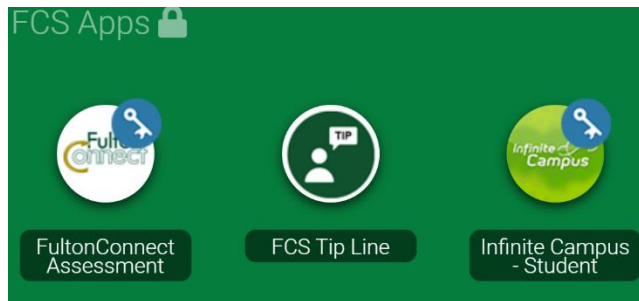


STUDENT ACCESS TO INFINITE CAMPUS

1. Students should log into Classlink using their Fulton County credentials.

Username: lunch number
Password: 8-digit birthday

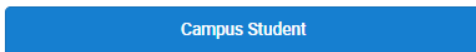
2. Click **FCS Apps** then **Infinite Campus-Student**



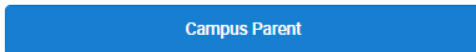
3. Click **Campus Student**

Fulton County

Log in to



_____ or _____



4. Type in the Username and Password

Fulton County

Student Username

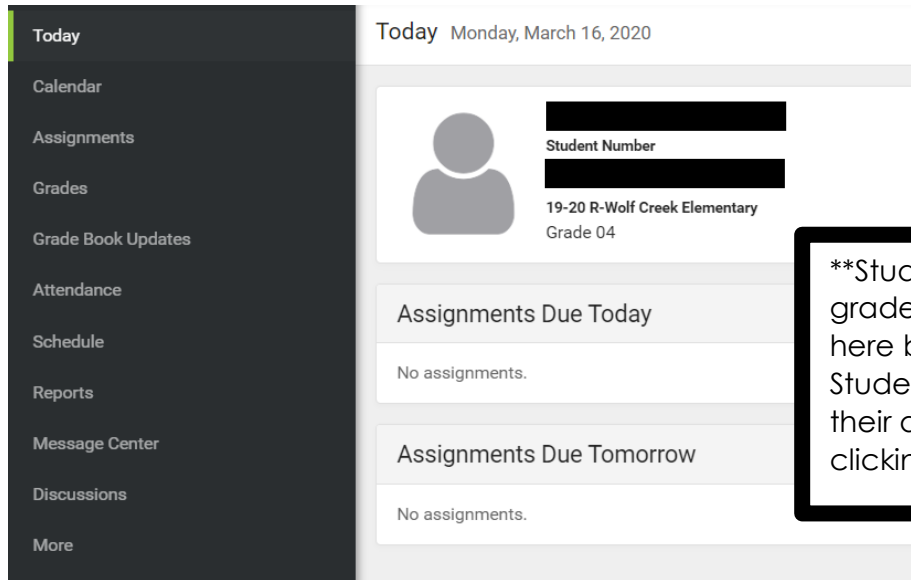
Password



[Forgot Password?](#) [Forgot Username?](#) [Help](#)

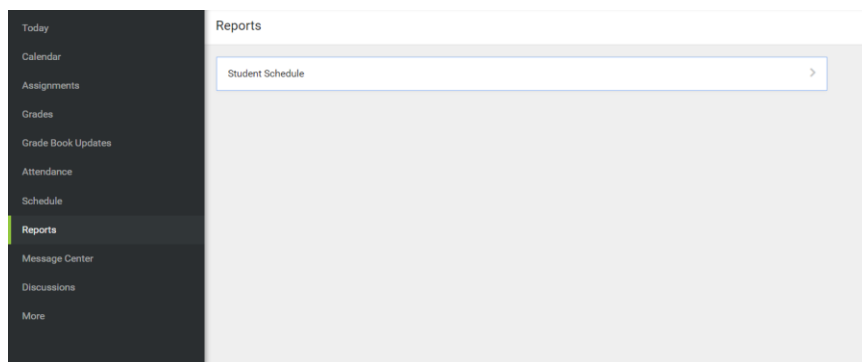
[Log in to Campus Parent](#)

5. Each student's information is detailed in the middle of the screen. On the left side of the page, click Reports.



The screenshot shows a student dashboard. On the left is a dark navigation menu with options: Today, Calendar, Assignments, Grades, Grade Book Updates, Attendance, Schedule, Reports, Message Center, Discussions, and More. The main content area is titled 'Today Monday, March 16, 2020'. It features a student profile card with a placeholder icon, a redacted student number, and school information: '19-20 R-Wolf Creek Elementary Grade 04'. Below the profile are two sections: 'Assignments Due Today' and 'Assignments Due Tomorrow', both showing 'No assignments.' A callout box on the right contains the text: '**Students are able to monitor their grades throughout each quarter here by clicking on Grades. Students are also able to monitor their daily attendance here by clicking attendance.'

6. **Effective March 17, 2020 at 4:00 pm** – After clicking reports, in the middle of the page/screen, students will click on the **Report Card icon**. This icon WILL NOT appear until the district releases the electronic report. The electronic report card will be released at 4:00 pm on March 17th.



The screenshot shows the 'Reports' section of the dashboard. The navigation menu on the left has 'Reports' highlighted. The main content area is titled 'Reports' and contains a search bar with the text 'Student Schedule' and a right-pointing arrow.