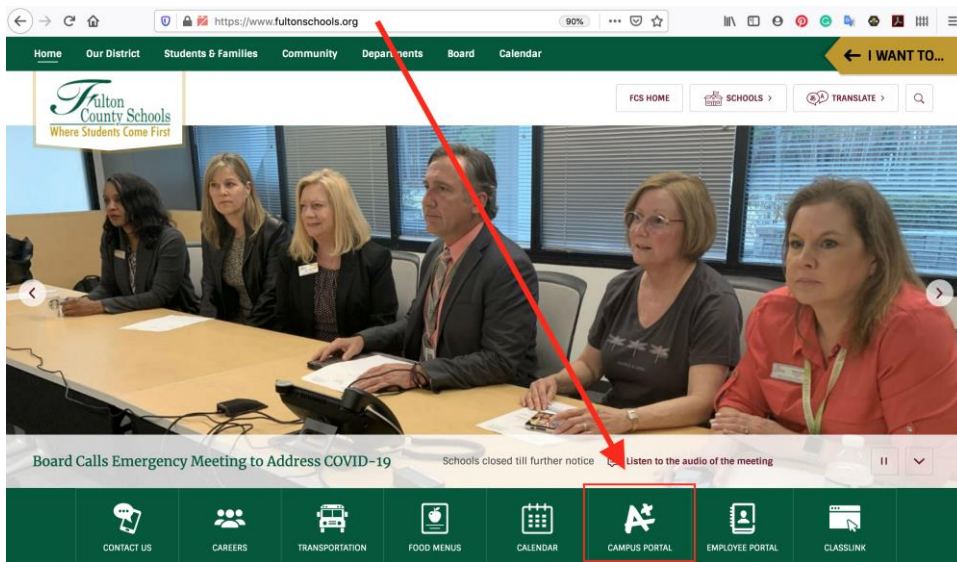


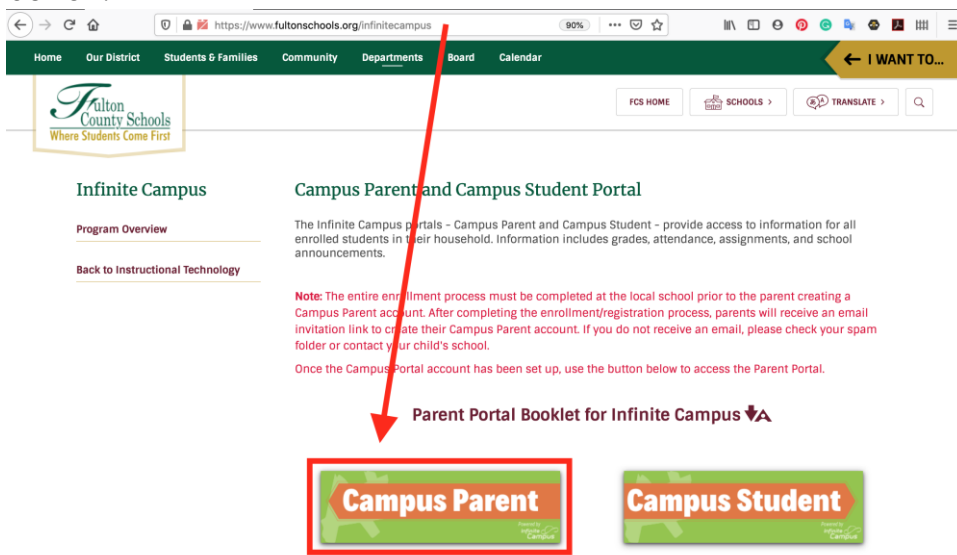
# PARENT ACCESS TO INFINITE CAMPUS REPORT CARDS & PROGRESS REPORTS

Please note, if you have any difficulty accessing your Campus Parent account or viewing your student(s) report cards and/or progress reports cards, please have your student log in through their ClassLink account.

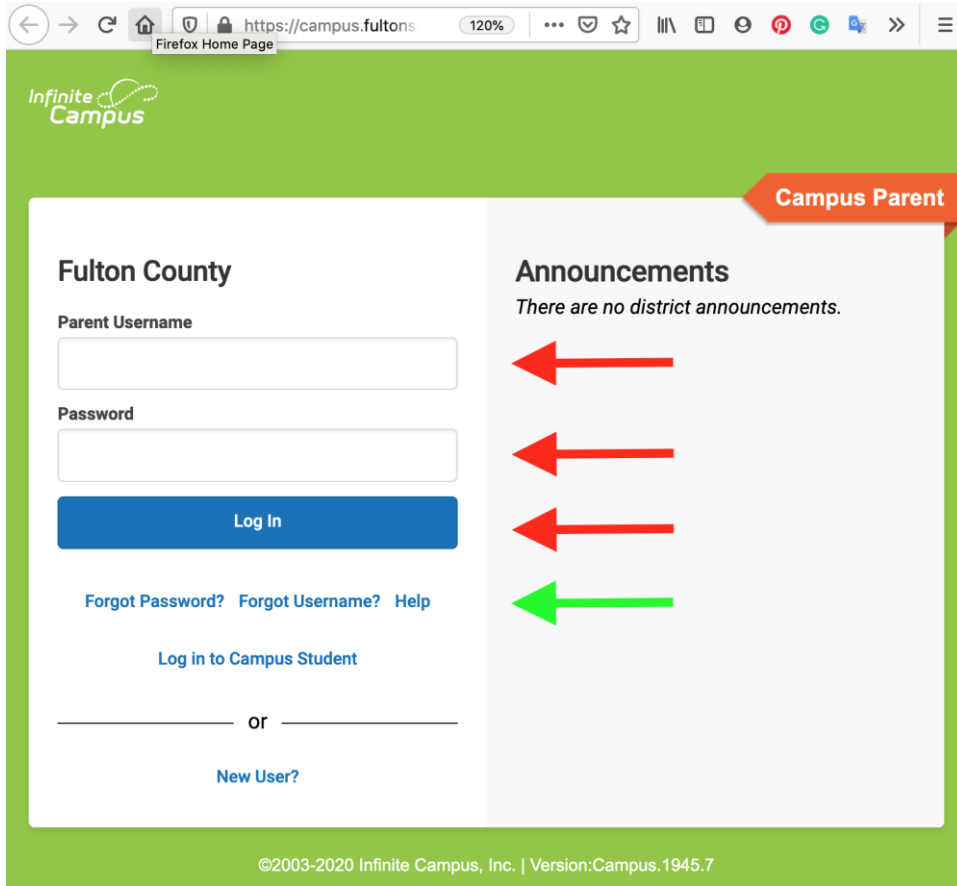
1. Parents/Guardians navigate to [www.fultonschools.org](http://www.fultonschools.org). Then scroll down to find and click the *Campus Portal* icon.



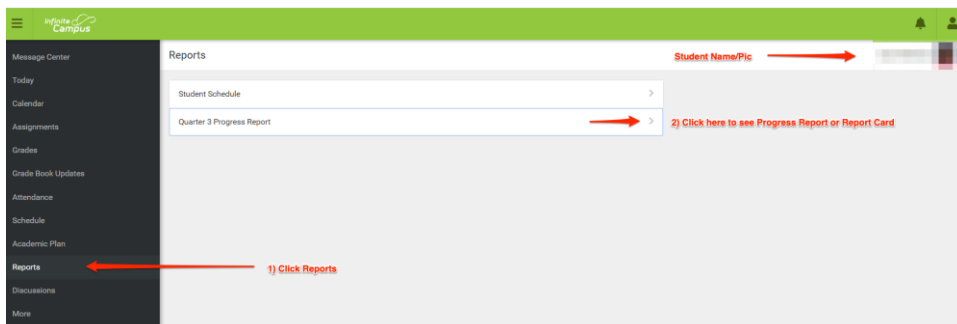
2. At the Campus Parent and Campus Student Portal web page, click the *Campus Parent* button.



3. At the Campus Parent login screen, enter your login credentials and click the *Log In* button.  
**NOTE:** If you have forgotten your password or username, use the links shown.



4. At the Campus Parent window, Click Reports in the left menu, then click, the arrow next the report card or progress report you wish to view.



5. Below is a sample view for Fulton Virtual School.

Reports	
<b>19-20 R-Mimosa Elementary</b>	
Student Schedule	>
Quarter 3 Progress Report	>
<b>19-20 R-Fulton Virtual</b>	
Student Schedule	>
Semester 2 9 Week Progress Report	>
Unofficial Transcript w/ In-Progress	>