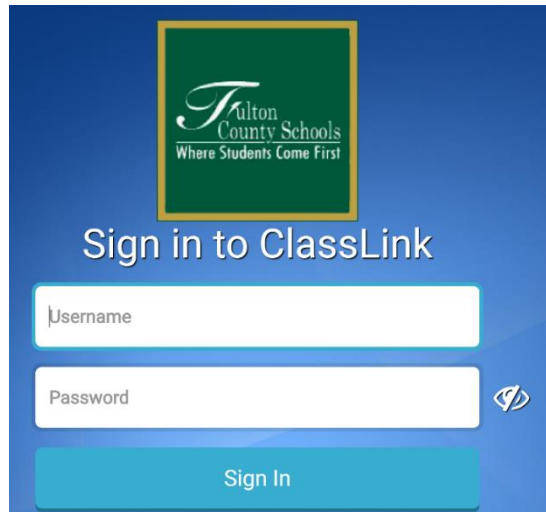


i-Ready Math and Reading Student Guide- Computers


Navigate to the URL: <https://launchpad.classlink.com/fcs>

[The Chrome browser is best.]

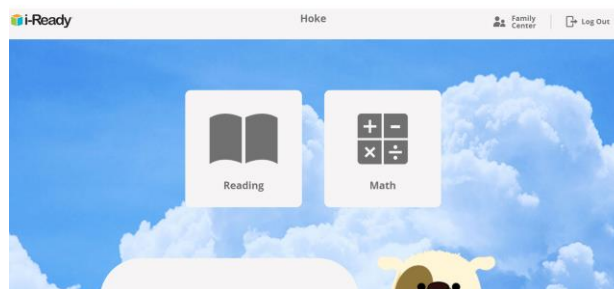
Enter your FCS username and password. Click **Sign In**.



Click the **i-READY** icon.



Once logged in click **Reading** or **Math** to start your activities.



i-Ready Math and Reading Student Guide- iPad

1. Download the Classlink app from the App Store. The first time you launch the app it will ask you for the name of the school district. Type **Fulton**.
2. Download the *i-Ready for Students* app from the Apple App Store. The *i-Ready for Students* app is only available on iPads that are compatible with iOS 11 or above. Note that iPad minis are not supported and the *i-Ready* app is not accessible on other tablets nor the iPhone®.
3. Login to Classlink app with student ID# and Fulton password.
4. Tap the i-Ready student icon.