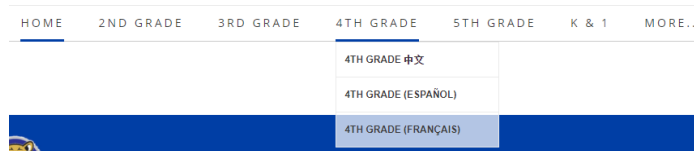




My student's schedule says it's Specials time.

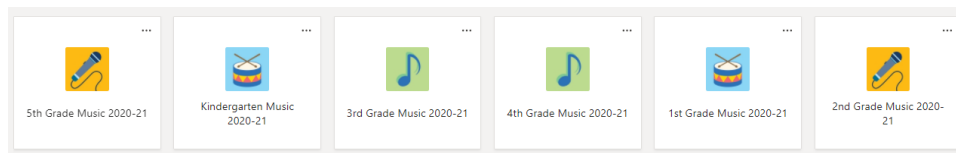
What do we do?

1. Check the [Special Area website](#) to find out which Specials your student is supposed to be in. Click on their grade level on the top of the screen or if you're on a mobile device, click on the "hamburger icon" ☰ on the top right corner to get the menu. There are also options for 中文, Español, ເຂັມເກີດສາ and Français.



2. Go to the Teams group of that Specials.

For Music, they look like this:



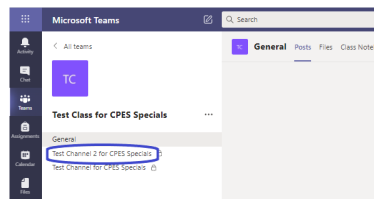
In Art, they all have this icon:



In PE, they all have this icon:



After you click on the team, on the left hand side you should see some "Channels." With Music and Art you should see one other channel other than "General." For PE you should see 2. Click on the channel with your student's home room teacher. This is where class will be held for your students. Information for that class will be in this channel as well. The General channel is where announcements for the whole grade be housed.



Once it's time for class (and no earlier because sometimes we have classes that start and end at the same time), your student will get a notification that class is starting. There will also be a little video camera next to the channel's name. If you miss the notification, if you go to the channel, there an option to join the class. Click join, and you should be in!

