

Subject: TAG

Note: TAG instruction occurs one day a week for each student. These plans are meant to replace the time that would be spent on core learning activities (reading, ELA/writing, math, social studies/science) for that one day each week. Students should still complete activities for specials classes (art, music, PE) on their TAG day.

Grade: K-1-2

### TAG Learning Packet Week 3

Standard	Social Studies SS2H2 Describe the Georgia Creek and Cherokee cultures of the past in terms of tools, clothing, homes, ways of making a living, and accomplishments. TAG – HOT3 Conducts comparisons using criteria. TAG ACS1 Uses written, spoken, and technological media to convey new learning or challenge existing ideas.
Brief Description	Students will learn about the Creek and Cherokee Indians. They will complete a graphic organizer then create a conversation using the TWO VOICES strategy between themselves and a tribe member.

#### Student Directions:

Your assignment is to create a TWO VOICES conversation through text messaging including either a Cherokee Indian or a Creek Indian and yourself. Pretend you are having a texting conversation. Be sure to include all the information that you have learned from your organizer (describe shelters, describe community, explain men and women roles and interesting facts). Read the information about the Creek and Cherokee Indians. Use the graphic organizer to record your knowledge. Then use the TWO VOICES activity sheet to write your text conversation. If you want to REALLY make this challenging, make it a THREE VOICES activity and include what you know about all three groups. Send a picture of your work to your teacher.

## The Creek Indian Tribe

The Creek Tribe was named after a creek in Georgia. Natives from other tribes came together to become one tribe.

The Creek tribe lived in towns near rivers and marshes. They lived in villages with a town square in the center. Dances, meetings and other important events took place in the town square. The Creek Indians were very specific with their houses. They made sure that shelters were simple, yet sturdy. The durability of a house was very important because of strong winds or heavy rainfall. They would weave waterway sticks, wood, and vines into a mat and cover the edges with mud. The rooftop was either thatched with grass or shingled with bark.

The Creek people grew corn, beans and squash around their huts. Corn was the basic crop they grew.

The Creek women were the farmers. The women did most of the cooking. They also took care of the children.

The Creek men were hunters and fishers. They used bows and arrows to hunt. To fish, they used spears, nets and hooks. They went to war when they needed to protect their family.



## Cherokee Indian Tribe

The Cherokee Indian Tribe was a farming tribe, so they lived in warm weather areas.

They lived in small villages that were often divided up into peace homes and war homes. In times of war, warriors were sent to live in the war homes. This was to avoid infecting the entire tribe with any negative energy brought about by the warrior's participation in battle.

A large building in the center of the village was used as a meeting place where leaders would meet to make decisions for the tribe.

Cherokee Indians built their houses to be stable. They used wattle and daub for building. The wattle is a mix of woods and vines that were woven together to provide a base for the house. The daub is a plaster-like substance (like glue) that was placed over the wattle to fill in the gaps. It also acted like a barrier from wind and rain. These homes generally had no windows and only one door.

The roles of the people within the homes were decided by gender, with no one task being any more important than the other. The men hunted and farmed while the women cooked and cleaned.



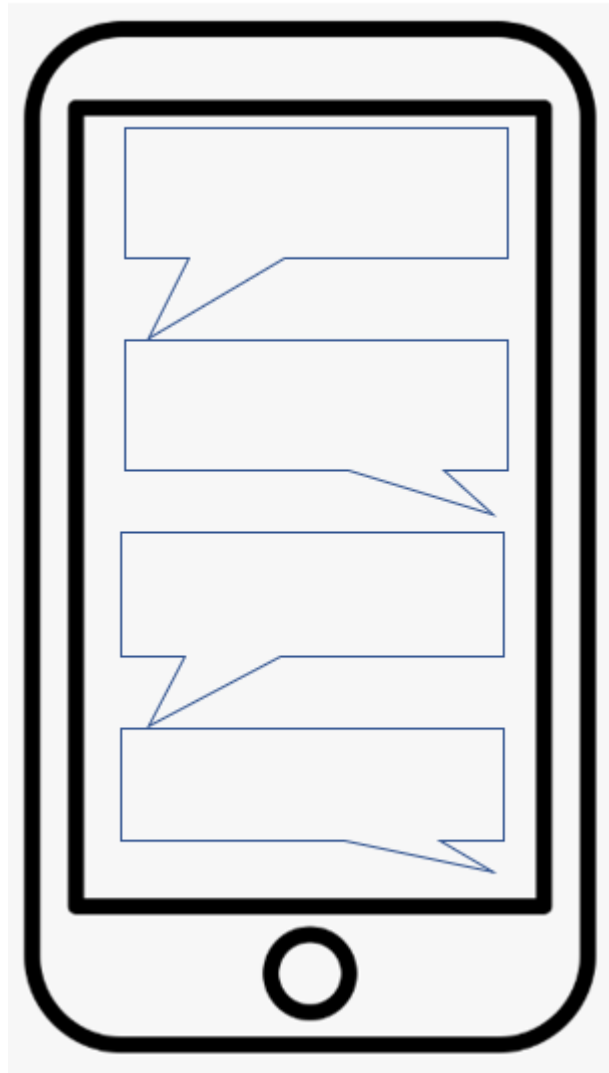
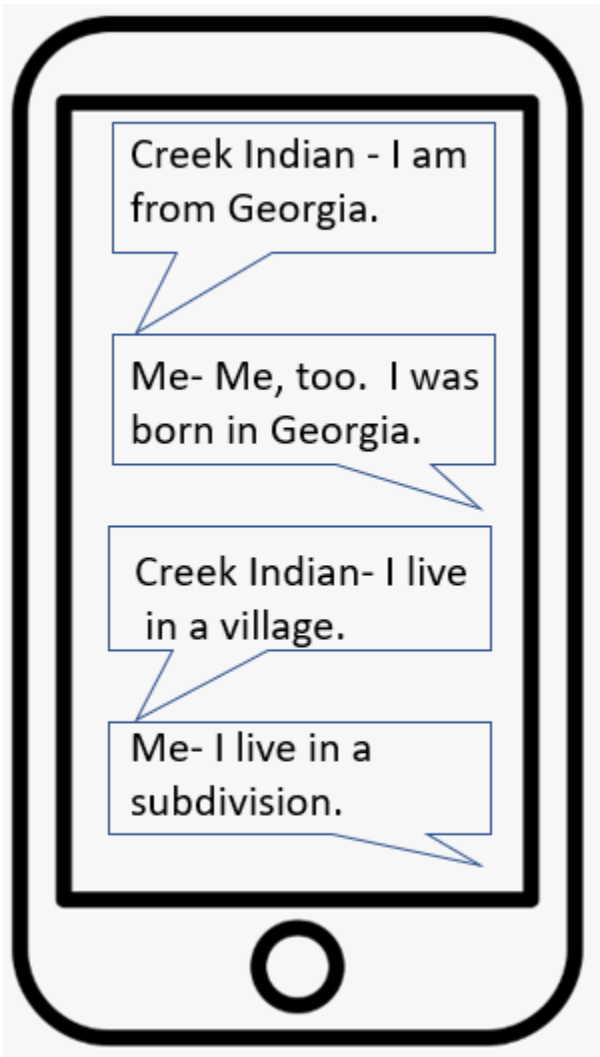
# Compare and Contrast Organizer

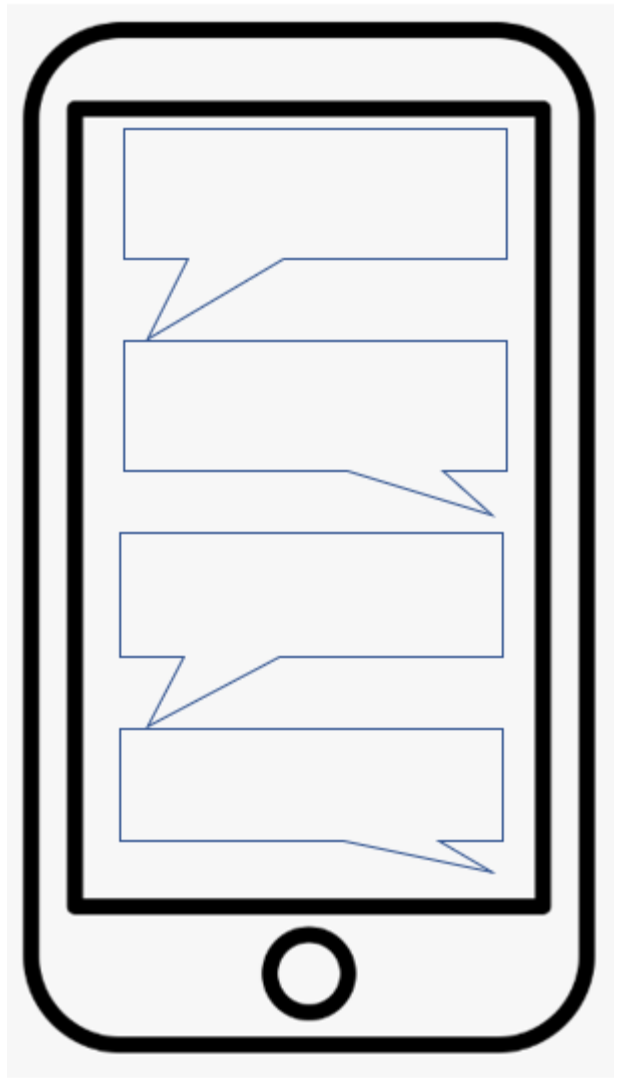
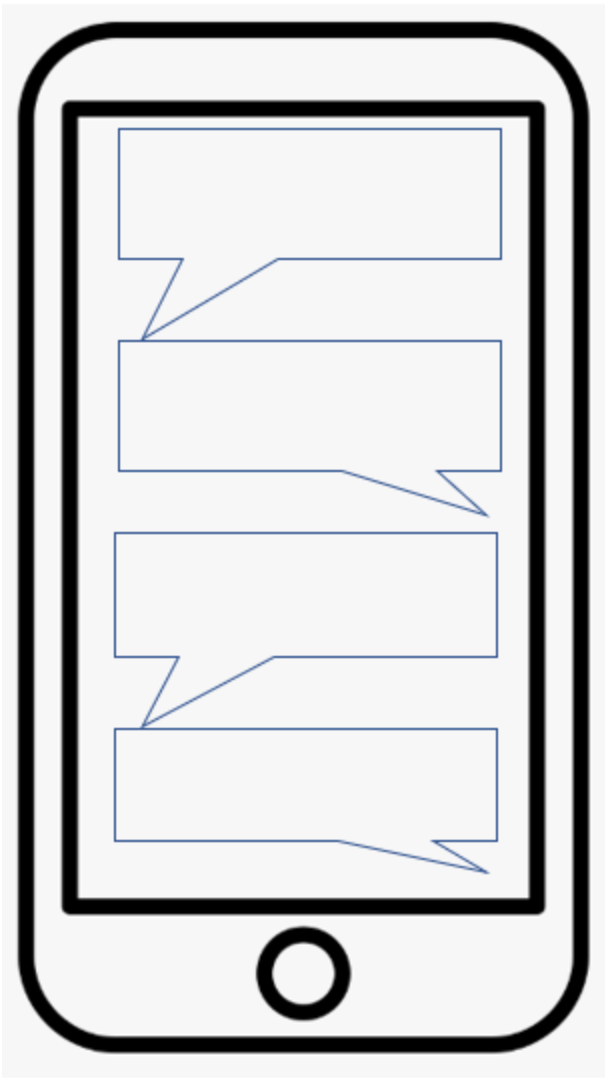
Name \_\_\_\_\_

<b>Cherokee Indian</b>	<b>Creek Indian</b>	<b>My Community</b>
<b>Describe shelter</b>	<b>Describe shelter</b>	<b>Describe shelter (house, apartment, etc)</b>
<b>Describe Community</b>	<b>Describe Community</b>	<b>Describe Community (neighborhood?)</b>
<b>Men and Woman Roles</b>	<b>Men and Woman Roles</b>	<b>Men and Woman Roles</b>
<b>Interesting Facts</b>	<b>Interesting Facts</b>	<b>Interesting Facts</b>

TWO (or THREE) Voices Strategy to Compare and Contrast

A Creek Indian, a Cherokee Indian and me texting on our cell phones.





Illustrate your favorite part of the conversation.

A large, empty rectangular box with a thin black border, intended for drawing or illustrating a favorite part of a conversation. The box occupies most of the page below the instruction.