

ESOL Review Pack 2: Grades 4 – 5 (Beginners)

This week we will have fun with some listening , speaking , reading  and writing  activities based on a short story.

Day 1

- 1) Think about a time you have gone to the store with your family or someone you know.
- 2) Write a short story, telling where you went, who you were with, and what you bought at the store.

Day 2

- 1) Read the short story
- 2) Underline 4 vocabulary words in the story. Draw a picture for each vocabulary word.
- 3) Reread the short story and answer the comprehension questions.

Day 3

- 1) Interview someone at home and ask them 4 questions. Write down their answers.

Day 4 and 5

- 1) Complete 3 activities from the choice board. Go to page 5 to see the choice board!



Day 1

- 1) Think about a time you have gone to the store with your family or someone you know.
- 2) Write a short story, telling where you went, who you were with, and what you bought at the store.
- 3) Draw a picture of your trip



Day 2


- 1) Read the short story
- 2) Use the story to answer the comprehension question

Late in the afternoon, Taylor walked into the store with her mom. It was their weekly grocery shopping trip. Taylor wanted to get grapes for a snack, so she hoped there would be some in the produce section. Taylor grabbed a cart for her mom while she looked for her shopping list in her purse.

"Hmmm. I thought I had it. Maybe I left it in the car," her mom mused. Taylor and her mom walked back to the car to check if the list was there.

Taylor's mom found it on the console. She had added an item to the list on the way to the store while waiting for Taylor to buckle up and had forgotten to put it back in her purse. They walked back in the store and started shopping.

Taylor found grapes right away, green ones, her favorite! She put a bag in the cart next to the watermelon and looked at the list to see what was next.



© 2018 Rebecca Oneedova, MS CCC-SLP, Retrieved from <http://www.talkingwithrebecca.com/reelies/>

- 1) Underline the words produce, mused, console, and buckle in the short story.
- 2) Reread the sentences for the 4 vocabulary words and draw a picture below of what each word means to you.

produce	mused	console	buckle

- 3) Answer the questions below using the story above.

What did Taylor want at the store? _____

Where was her mom looking for the list? _____

Who lost the grocery list? _____

Why do Taylor and her mom walk back to the car? _____

Day 3 - Interview someone at home and ask them the questions below. Write their answers. 😊

- 1) Tell me about a time you forgot something




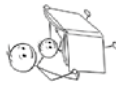









- 2) When you realized you forgot something, what did you do next?

- 3) How did you feel when you realized you forgot?

- 4) Is there anything you do to help you remember important things?

Choice Board Activities

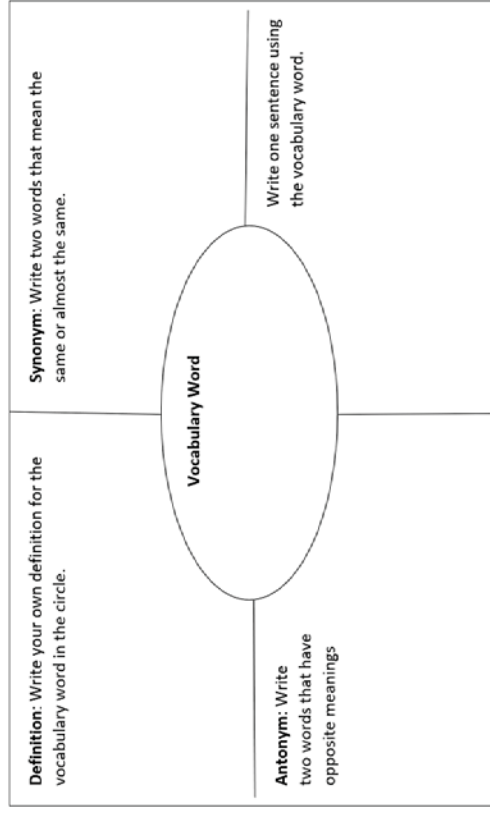


<p><u>Vocabulary Fun</u> Write a sentence with each vocabulary word. Show that you know the meaning of the words in the sentence.</p> 	<p>Draw 3 pictures that show the beginning, middle and end of the short story.</p>  <p>Tell someone at home about your pictures.</p> 	<p>Read a Story Read the short story to someone at home.</p>  
<p><u>Listen to a Story</u> If you have a phone and you can scan the code, listen to the story, <i>The Case of the Missing Carrot</i>. Tell someone at home about the story!</p>   <p>https://www.storylineonline.net/</p>  	<p><u>Word Study</u> Reread the short story. Complete the Fryer Model organizer to study 1 vocabulary word from the story.</p>  	<p><u>Write a Story Ending</u> Create an ending to the story. Write 5 sentences to tell what Taylor and her mom did next.</p>  

*Use the activities page (page 6) for Fryer Model organizer and Story Organizer.

Activities Page

Fryer Model Organizer



Story Organizer (Beginning, Middle, End): Draw three pictures that show B-M-E of the short story

