



CANVAS STUDENT/OBSERVER GUIDE

CONTENTS

What is Canvas?..... 1

Accessing Canvas on a Computer 1

Accessing Canvas on Your Mobile Device..... 2

Minimum System and Browser Requirements 2

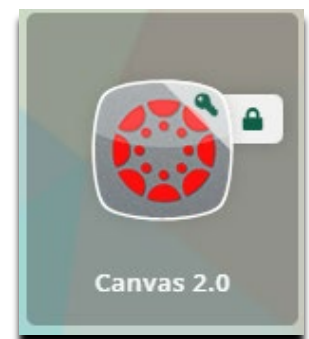
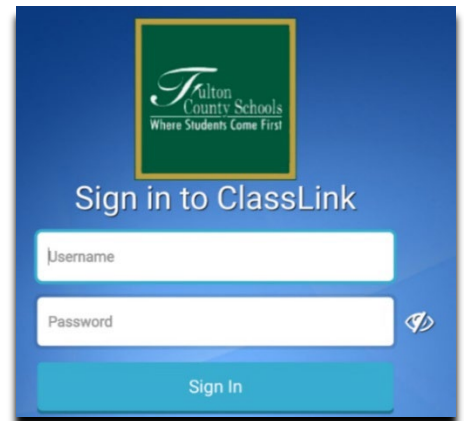
Setting Up a Canvas Observer Account 2

WHAT IS CANVAS?

Canvas is a web-based learning management system, or LMS. Canvas LMS provides the essential digital foundation for learning, whether students are in face-to-face, blended, or virtual environments. It’s the classroom that goes where you go, providing equitable learning for all.

ACCESSING CANVAS ON A COMPUTER

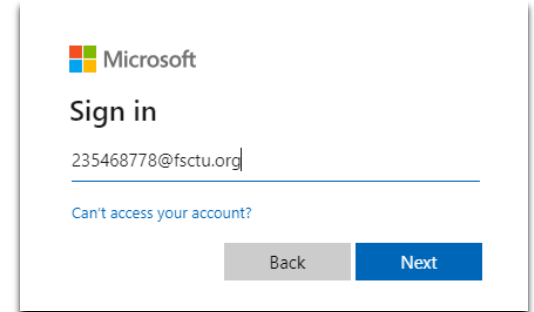
1. In a web browser navigate to the FCS ClassLink website. (Google Chrome is recommended)
<https://launchpad.classlink.com/fcs>
2. Enter your FCS username and password. Click **Sign In**.
 - a. **Username:** FCS Student ID#
 - b. **Password:** Default password is date of birth with no special characters (mmddyyyy).
 - c. **NOTE:** Students can change their password. If you do not know your password, contact the Fulton IT Service Desk at 470-254-4357 to request a password reset.
3. Click the **Canvas** icon.
 - a. If you receive an error after clicking on the Canvas icon, please call the Fulton IT Service Desk at 470-254-4357 or have your teacher submit an IT ticket.



ACCESSING CANVAS FOR STUDENTS ON A MOBILE DEVICE (PHONE OR TABLET)

NOTE: There are separate Canvas mobile apps for parents, students, and teachers. Start by downloading the appropriate Canvas App on your mobile device. All apps are available for Android and iOS devices from the Apple App Store or on Google Play. **The instruction on this page are for logging into the Canvas for Students Mobile App.**

1. Download the **Canvas for Students** Mobile App
 - a. Download the *Canvas app* from the Google Play or Apple App store.
2. Open the **Canvas** app.
 - a. Click **Find My School**.
 - b. Type in **Fulton County** and select "**Fulton County Schools Staff/Student.**"
3. On the next screen:
 - a. **STUDENTS:** Type your FCS credentials in the format below:
 - i. **Username:** FCS Student ID#@fsctu.org
 - ii. **Password:** Default password is date of birth with no special characters (mmddyyyy).
 - iii. If you are unable to log in, please call the Fulton IT Service Desk at 470-254-4357 or have your teacher submit an IT ticket.
 - b. **PARENTS:** Follow the instructions on page three.
4. After entering your FCS credentials, you will see your Canvas dashboard which displays the different courses.



MINIMUM BROWSER REQUIREMENTS

Updated 7/28/2023.

For more on current system requirements, visit.

Instruction products work best with the following operating systems and browsers. Instructure products support the current and previous major releases of operating systems and web browsers.

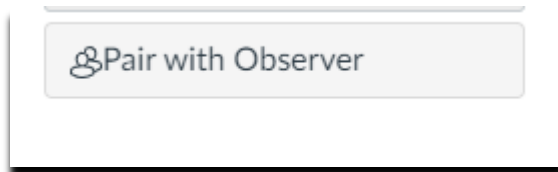
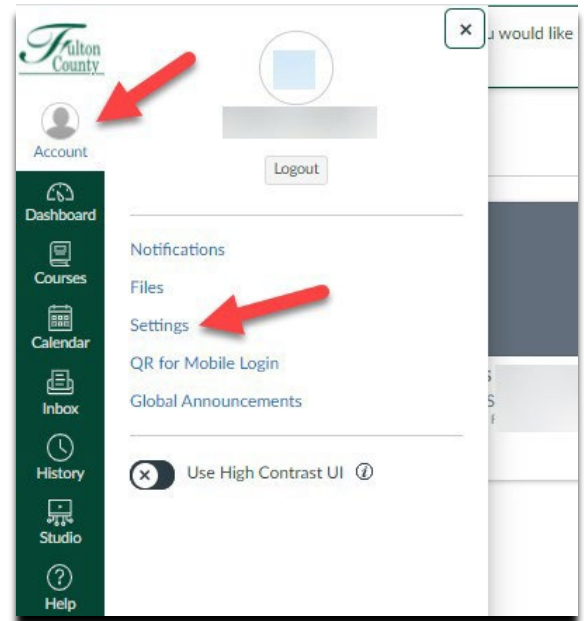
Operating Systems	Web Browsers
<ul style="list-style-type: none">• Windows• Mac• Linux• iOS• Android	Chrome 113 114 Firefox 113 114 (Extended Releases are not supported*) Edge 112 113 Safari 15 16 (Macintosh only)

SETTING UP A CANVAS OBSERVER ACCOUNT

The observer role can be given to parents, family members or guardians to give them visibility into the student's Canvas courses. Family members and guardians can set up an observer account and pair it with student account(s) using a student pairing code. Once the observer is paired with their student(s) they will be able to see the courses that those student(s) are in.

Follow the instructions below, to generate the student pairing code and then create an observer account.

1. Ask your student to log into their Canvas account.
2. Then, go to **Account** and select **Settings**.
3. On the right-hand side of the screen, click **Pair with Observer**.
4. Then write down or copy the code.
 - a. Please note that this code is only valid for 7 days. After 7 days, if you have not yet set up your observer account, you will need to generate a new pairing code.



5. Navigate to <https://fultonschools.instructure.com/login/canvas>.
6. Click **Parent of Canvas User?** in the top right-hand corner.
7. Fill out the form with your personal information (your email address, password, and the Student Pairing Code you wrote down in Step 4).
8. Now, you can download and log into the Canvas for Parents App.
 - a. Click **Find My School**.
 - b. Type in **Fulton County** and select **"Fulton County Schools Observer (Families/Guardians)."**
9. On the next screen, login with the email and password you created during account setup.

A screenshot of a 'Parent Signup' form. The form has a title bar with a close button. It contains several input fields: 'Your Name', 'Your Email', 'Password', 'Re-enter Password', and 'Student Pairing Code'. There is a link 'What is a pairing code?' next to the Student Pairing Code field. At the bottom, there are three buttons: 'View Privacy Policy', 'Cancel', and 'Start Participating'.