



I-READY STUDENT GUIDE

CONTENTS

What is I-Ready?..... 1

Accessing i-Ready on a Computer..... 1

Accessing i-Ready on an iPad..... 2


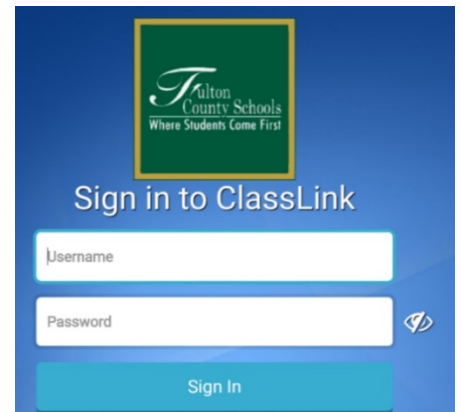
Minimum System Requirements 2

WHAT IS I-READY?

i-Ready is an interactive online learning environment designed to assess students and provide individualized instruction based on each student’s unique needs. Fulton County Schools utilizes i-Ready in Reading and Mathematics for grades K-8.

ACCESSING I-READY ON A COMPUTER

1. In a web browser navigate to the FCS ClassLink website. (Google Chrome is recommended)
<https://launchpad.classlink.com/fcs>
2. Enter your FCS username and password. Click **Sign In**.
 - a. **Username:** FCS Student ID#
 - b. **Password:** Default password is date of birth with no special characters (mmddyyyy).
 - c. **NOTE:** Students can change their password. If you do not know your password, contact the Fulton IT Service Desk to request a password reset.
3. Click the **i-Ready** icon.



Reading



Math

ACCESSING I-READY ON AN IPAD

NOTE: The *i-Ready for Students* app is only available on iPads that are compatible with iOS 13 or above (iOS 14 or higher is recommended). iPad minis, smart phones, and Android devices are not supported at this time.


1. Download the **i-Ready for Students** app
 - a. **Fulton iPad:** Download the *i-Ready for Students* app from the District Catalog on the iPad's desktop.
 - b. **Personal Device:** Download the *i-Ready for Students* app from the Google Play or Apple App store.



2. Download the **ClassLink** app
 - a. **Fulton iPad:** Download the *ClassLink* app from the District Catalog on the iPad's desktop.
 - b. **Personal Device:** Download the *ClassLink* app from the Google Play or Apple App store.
3. Login to the **ClassLink** app.
 - a. If this is your first time launching the ClassLink app, you will be asked for the school or district. Search for Fulton County Schools.
 - b. **Username:** FCS Student ID#
 - c. **Password:** Default password is date of birth with no special characters (mmddyyyy).
 - d. **NOTE:** Students can change their password. If you do not know your password, contact the Fulton IT Service Desk to request a password reset.



4. Tap the **i-Ready** icon.



5. Once logged in click **Reading** or **Math** to start your activities.



Reading



Math

MINIMUM SYSTEM REQUIREMENTS

Updated 8/19/2021. For current system requirements, visit the i-Ready website.

Operating Systems	Web Browsers	iPad Requirements
<ul style="list-style-type: none"> • Windows 7 SP1 or higher • Windows 10 20H2 or higher • OS X 10.14 or higher • Google Chrome OS 	<ul style="list-style-type: none"> • Edge – version 90 or higher • Safari – version 14.1 or higher • Firefox – version 88 or higher • Chrome – version 90 or higher 	<p>iOS 14.1 or higher with the latest OS updates is recommended. iOS 13.1 will still be able to use i-Ready, but it is not recommended.</p> <p>NOTE: Students with iPads on iOS 11 & 12 will no longer be supported after the 2020-2021 school year.</p>