



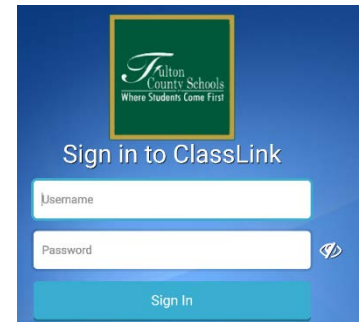
# GALLOPADE STUDENT GUIDE

## WHAT IS GALLOPADE?


Gallopade is the publisher for the K-8 **Social Studies** curriculum resources in Fulton County Schools.

## ACCESSING GALLOPADE FROM A COMPUTER

1. Go to <https://launchpad.classlink.com/fcs>
2. Enter your FCS username and password.
  - Username: Fulton Student ID #
  - Password: The default password is the student's date of birth without any special characters (mmddyyyy).
  - **NOTE:** Students may change their own password. If you do not know your password, please contact the Fulton County Schools IT Service Desk.



3. Once logged into ClassLink click the Social Studies folder.



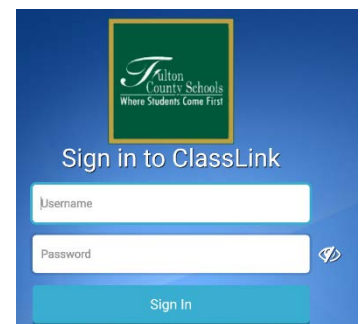
4. Click on the Gallopade icon.



What students see when they login to Gallopade will be different based on their grade level and what their teacher has assigned to them.

## ACCESSING GALLOPADE FROM A MOBILE DEVICE

1. Download the ClassLink app
  - a. **Fulton iPad:** Download the ClassLink app from the District Catalog on the iPad's desktop.
  - b. **Personal Device:** Download the ClassLink app from the Google Play or Apple App Store.
2. The first time you launch the ClassLink app it will ask you for the name of the school or district. Type **Fulton**.
3. Enter your Fulton username (Student ID#) and password. Click Sign in.



4. Once logged into ClassLink, click the **Social Studies** folder.



Social Studies

5. Select the Gallopade icon.



Gallopade

What students see when they login to Gallopade will be different based on their grade level and what their teacher has assigned to them.

## GALLOPADE TECHNICAL SPECIFICATIONS

Updated June 3, 2020.

Java Script	Cookies	Operating System
Must be enabled	Must accept	<ul style="list-style-type: none"><li>• Chrome v64 and later (Recommended)</li><li>• Edge v42 and later</li><li>• Firefox v58 and later</li><li>• Safari v11 and later</li></ul>