



# Edgenuity EDGENUITY STUDENT GUIDE

## CONTENTS


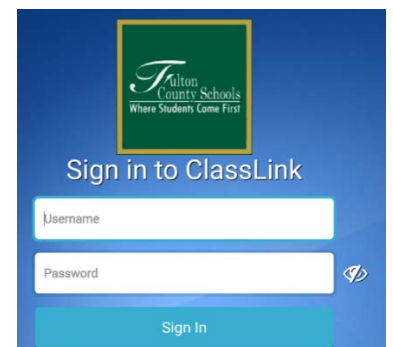
- What Is Edgenuity? ..... 1
- Accessing Edgenuity from a Computer ..... 1
- Accessing Edgenuity from a Mobile Device ..... 2
- Edgenuity Troubleshooting Tips ..... 2
  - I can't see my next lesson. What do I do?..... 2
    - Possible Issue:** Recent Quiz Activity ..... 2
    - Possible Issue:** Flash Media issue ..... 2
  - I need my unit test unlocked ..... 2
  - I don't know where to go or how to navigate the page..... 3
  - Additional Resources ..... 3
- Minimum System Requirements ..... 3
  - Device Specific Requirements..... 3

## WHAT IS EDGENUITY?

Edgenuity is a leading provider of online and blended learning solutions for students in grades 6-12. Edgenuity's standards-aligned online courses feature a learning tools to support students learning content in an online or blended format.

## ACCESSING EDGENUITY FROM A COMPUTER


1. In a web browser navigate to the FCS ClassLink website.  
<https://launchpad.classlink.com/fcs>
2. Enter your FCS username and password. Click **Sign In**.
  - a. **Username:** FCS Student ID#
  - b. **Password:** Default password is date of birth with no special characters (mmddyyyy).
  - c. **NOTE:** Students can change their password. If you do not know your password, contact the Fulton IT Service Desk to request a password reset.
3. Click the **Edgenuity** icon.



- If students have courses assigned to them, they will show after logging in to the program.

## ACCESSING EDGENUITY FROM A MOBILE DEVICE

- Download the **ClassLink** app
  - Fulton iPad:** Download the *ClassLink* app from the District Catalog on the iPad's desktop.
  - Personal Device:** Download the *ClassLink* app from the Google Play or Apple App store.
- Login to the **ClassLink** app.
  - If this is your first time launching the ClassLink app, you will be asked for the school or district. Search for Fulton County Schools.
  - Username:** FCS Student ID#
  - Password:** Default password is date of birth with no special characters (mmddyyyy).
  - NOTE:** Students can change their password. If you do not know your password, contact the Fulton IT Service Desk to request a password reset.
- Tap the **Edgenuity** icon.



- If students have courses assigned to them, they will show after logging in to the program.

## EDGENUITY TROUBLESHOOTING TIPS

### I CAN'T SEE MY NEXT LESSON. WHAT DO I DO?

#### POSSIBLE ISSUE: RECENT QUIZ ACTIVITY

Did you recently take a quiz?

- If you take a quiz in Edgenuity and you don't pass it with a score of 70% or higher, you will have to retake the quiz.
- If you do not score 70% or above the second time, the system automatically stops you from progressing further.
- You will need to contact your teacher for additional instructions.

#### POSSIBLE ISSUE: FLASH MEDIA ISSUE

- There are some objects in Edgenuity that require Flash.
- You will need to enable Flash in your web browser. Check these resources to help:
  - [Chrome](#)
  - [Safari](#)

### I NEED MY UNIT TEST UNLOCKED

- You will need to contact your teacher.
- Your teacher will review the work you have submitted and determine whether it is the appropriate time to unlock your unit test.

## I DON'T KNOW WHERE TO GO OR HOW TO NAVIGATE THE PAGE

- Log into Edgenuity through ClassLink, using the instructions provided in this student guide.
- Once you launch Edgenuity, you will see “Hello, STUDENT NAME” in the upper right corner. Click on that, and a drop-down menu will appear. Click on the *Help Center* link which will take you to a new page.



## ADDITIONAL RESOURCES

- [Student Guide](#)
- [Technology Guide](#)

## MINIMUM SYSTEM REQUIREMENTS

Updated 6/5/2020. For current technical requirements, visit the [Edgenuity website](#).

Operating System	Web Browser	Processor	Network Connection	Sound
<ul style="list-style-type: none"> <li>• Android 5.0+</li> <li>• Apple iOS 10.3+</li> <li>• Mac OS X 10.9+</li> <li>• Chrome OS 57+</li> <li>• Windows 7, 8, 10</li> </ul>	<ul style="list-style-type: none"> <li>• Chrome</li> <li>• Firefox</li> <li>• Edge</li> <li>• Safari</li> </ul> <p>NOTE: Edgenuity products are tested on the latest supported browser versions</p>	<ul style="list-style-type: none"> <li>• <b>Processor:</b> 2.33 GHz AMD <b>-or-</b> Intel 1.33 GHz</li> <li>• <b>Memory:</b> 1+ GB RAM</li> </ul>	<ul style="list-style-type: none"> <li>• LAN 100/1000 switched to desktop</li> <li>• Internet access of 384 kbps per concurrent user</li> <li>• Wi-Fi with 54 mbps access points or better</li> </ul>	<ul style="list-style-type: none"> <li>• OS supported sound card</li> <li>• Microphone</li> <li>• Speakers or Headsets</li> </ul>

## DEVICE SPECIFIC REQUIREMENTS

Smart phones and smart watch devices are not supported by Edgenuity.

	Operating System/Browser	Example Devices
Apple iPad	<ul style="list-style-type: none"> <li>• Apple iOS 10.3+</li> <li>• Safari</li> </ul>	<ul style="list-style-type: none"> <li>• iPad (4<sup>th</sup> generation+)</li> <li>• iPad mini</li> <li>• iPad Pro</li> </ul>
Chromebook	<ul style="list-style-type: none"> <li>• Chrome OS 57+</li> <li>• Google Chrome Browser</li> </ul>	<ul style="list-style-type: none"> <li>• Acer Chromebook 15 C910</li> <li>• Dell Chromebook 11</li> <li>• Chromebook Pixel</li> </ul>
Android	<ul style="list-style-type: none"> <li>• Android: 5.0+ (Lollipop or higher)</li> <li>• Google Chrome Browser</li> </ul>	<ul style="list-style-type: none"> <li>• Google Pixel C</li> <li>• Samsung Galaxy Tab 3</li> <li>• Dell Venue 10 7000</li> </ul>