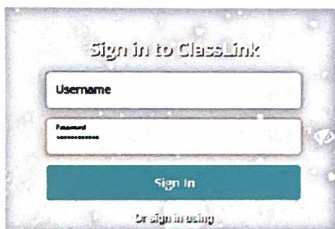


Getting Started with Naviance - 11th

Discover your strengths, interests, and learning styles while exploring possible career pathways

Visit Naviance via Classlink: <https://launchpad.classlink.com/fcs>

1



Sign in to ClassLink

Username

Password

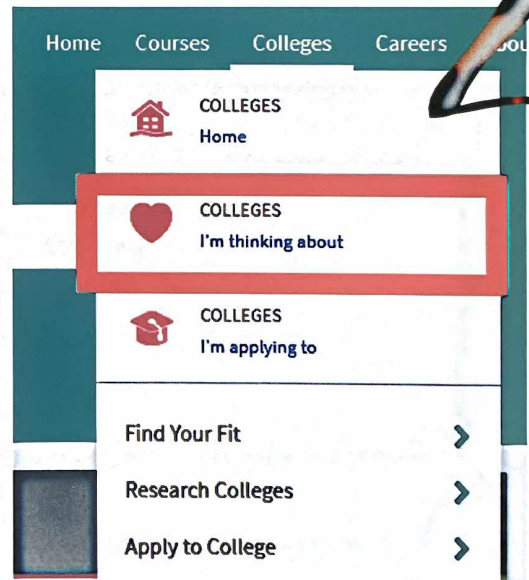
Sign In

Or sign in using

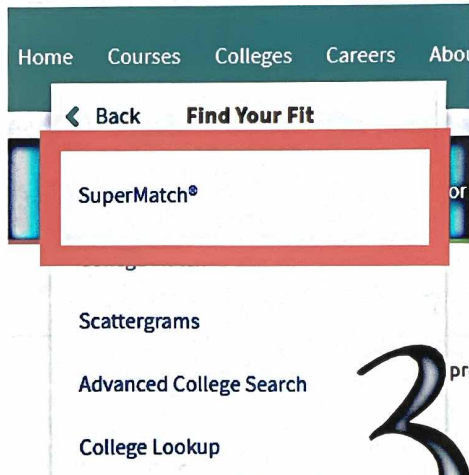


Go to Classlink page <https://launchpad.classlink.com/fcs> where you will use your FCS login credentials to access Naviance.

2



Use the Colleges Tab to run a college search. Click on Find Your Fit in the drop-down menu



3

Under Find Your Fit, select the first option – SuperMatch. This will allow you to select the features of colleges that are important to you.

Using the arrows, navigate through each criteria section and select what you are looking for in a future college. Once complete, you will be taken to your results page.

Your Fit Criteria

4

0 selected criteria

Select Criteria To Start

To refine your results, use the arrows to move your criteria into the "Must Have" and "Nice to Have" boxes.

Your Results

Your results include 131 institutions with a fit score of 9

Fit Score ●

Asbury University
Wilmore, KY, Rural
4 year, Private nonprofit, 0

★ PIN TO COMPARE
♥ FAVORITED

100%

Why?

5

Look through your list of results and click the heart icon to "Favorite" at least 3 colleges. You will then bring that list of colleges to your junior meeting and discuss it with your counselor.

Complete the required **Dual Enrollment** and **Workforce Development Surveys** under the Tasks tab. These should be quick!

Colleges Careers About Me My Planner

MY PLANNER
Overview

Goals

To-dos

Tasks

6

Optional but Suggested Activity: Go to Careers, Click on Explore, and then Career Interest Profiler to see what careers you are best suited!