



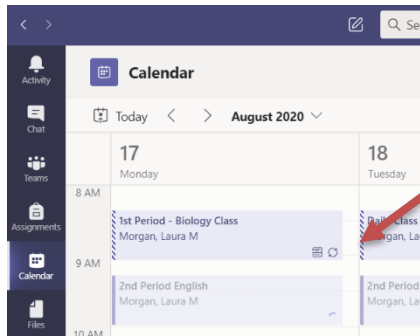
# What Cambridge Students Do on August 17<sup>th</sup> (First Day of School)

## If you are using a school device...

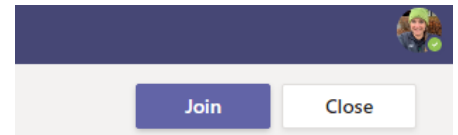
1. Open the Teams desktop app



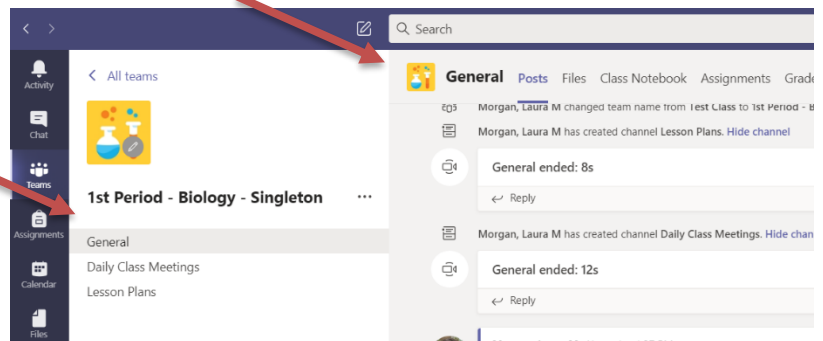
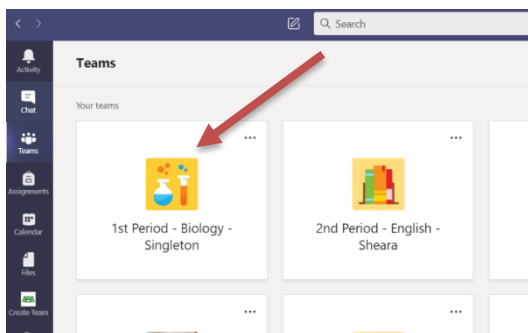
2. Then, click on "Calendar" on the left side of the screen to see all your class meetings.



3. Next, you will want to "join" the meeting (upper right corner)



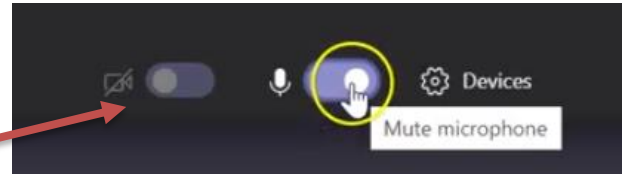
4. Open your Class Team to view announcements from your teacher (on the Channels on the left) and to access Files & Assignments (on the Tabs across the top).



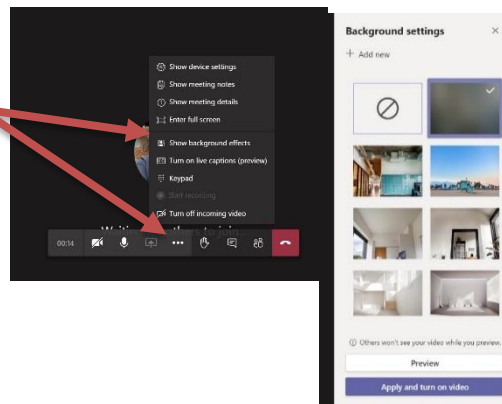
# What Cambridge Students Do on August 17<sup>th</sup> (First Day of School)

When you join a class, make sure to do the following:

- Your microphone is turned **OFF** (mute) until your teacher directs you to turn it on.
- Your camera is turned **ON!!**



- Blur background.  
(Select three dots and Show Background Effects.)



- Open up the "chat"

