



How to ...

View a Student's Individual Education Plan (IEP) – Campus Parent

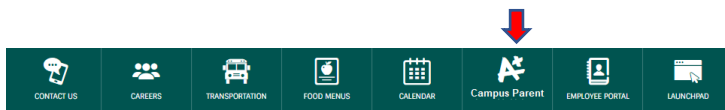
Step 1:	Open Campus Parent
Step 2:	Select Documents
Step 3:	Locate Special Education Section
Step 4:	Select the Desired IEP

Fulton County will provide IEPs by date for parents to view in the Parent Portal.

Step 1: Log into Campus Parent

Go to the following URL: www.fultonschools.org.

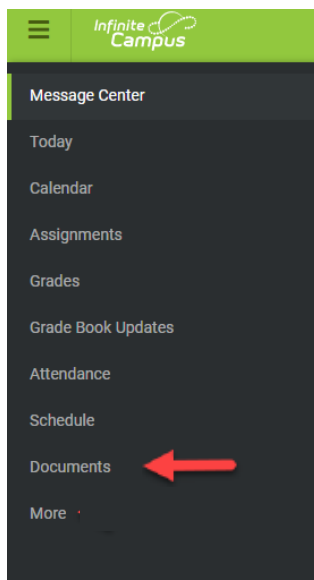
Select the Campus Portal icon in the middle of the page



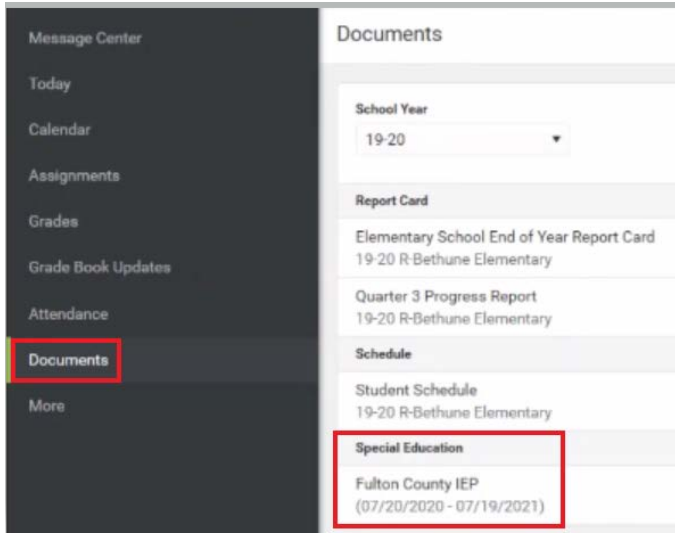
From the Campus Portal Landing Page, select Campus Parent



Step 2: Select Documents from the menu.



Step 3: Select the IEP under the Special Education Section



Step 4: View the IEP

The IEP will appear on the screen. For additional information, please refer to [Fulton County Special Education resources](#).

SPECIAL EDUCATION INFORMATION				
Type of Meeting: Initial IEP				
Initial IEP				
Meeting Date:	07/20/2020	IEP Implementation Date:	07/20/2020	
IEP End Date:	07/19/2021	Most Recent Eligibility Date:	07/17/2020	
Home School:	Bethune Elementary	Service School:	Bethune Elementary	
Plan Comments				
Primary Exceptionality	Eligibility Date	Re-Evaluation Date		
[REDACTED]	07/24/2020	07/24/2023		
STUDENT INFORMATION				
Student's Name	Grade	Gender	DOB	GTID#
Walt Disney		M	[REDACTED]	[REDACTED]
Street Address, City, State, Zip				
123 Main St.				
School of Enrollment	School Telephone	Providing District #	Resident District #	
PARENT(S)/GUARDIAN(S)				
Parent's/Guardian's Name	Work Phone	Cell Phone		
Disney, Mom L.				