



## How to ...

### View Assessment Scores – Campus Parent

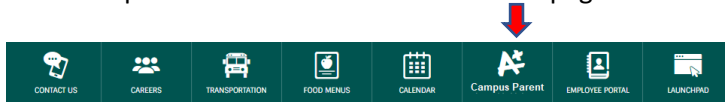
<b>Step 1:</b>	Open Campus Parent
<b>Step 2:</b>	Select More
<b>Step 3:</b>	Select Assessment
<b>Step 4:</b>	Select the Desired Assessment

Fulton County will provide various assessments that the students have taken for view in the Student and Parent Portal. Assessments included will be the ACCESS scores for ESOL in addition to the student's test scores for state, national and district assessments.

#### Step 1: Log into Campus Parent

Go to the following URL: [www.fultonschools.org](http://www.fultonschools.org).

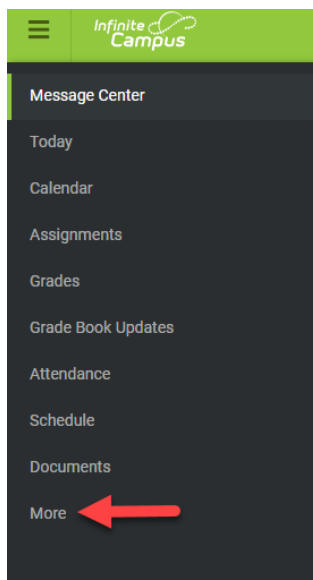
Select the Campus Portal icon in the middle of the page



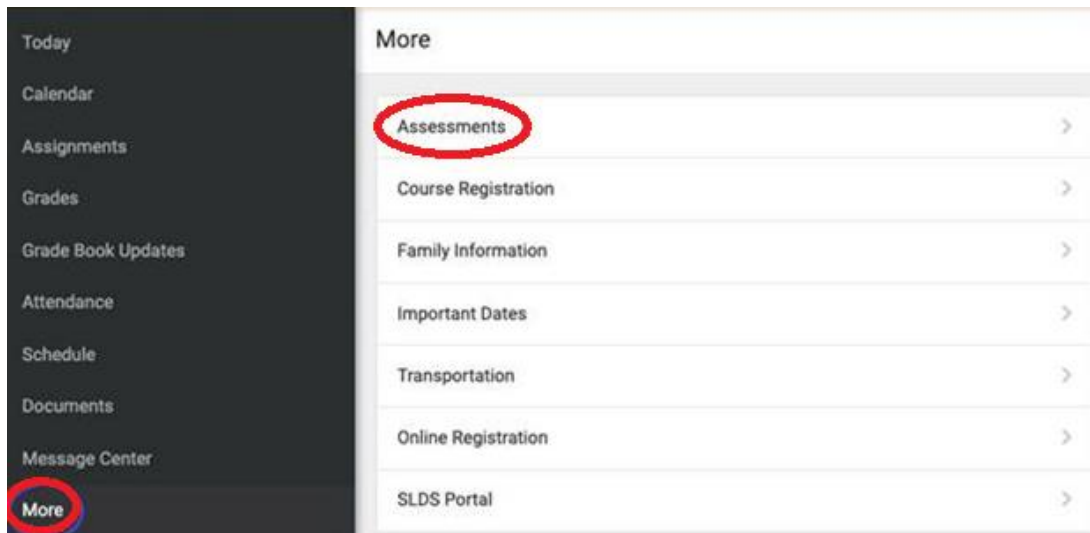
From the Campus Portal Landing Page, select Campus Parent



#### Step 2: Select More from the menu.



### Step 3: Select Assessment



### Step 4: Select Desired Assessment

The list of assessments includes the ACCESS test from the ESOL department as well as other district and state assessments.

The screen will list the date and score for the particular assessment. For additional information about the purpose go to the [Fulton County Schools Assessment page](#).

