



How to ...

View a Student's Section 504 Plan – Campus Parent

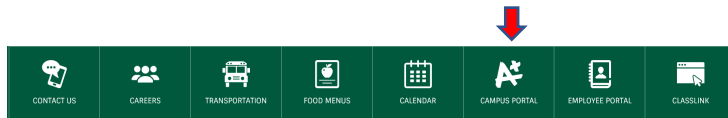
Step 1:	Open Campus Parent
Step 2:	Select More
Step 3:	Locate the 504 Meeting Section
Step 4:	Select the 504 Plan
Step 5:	Sign the 504 Plan

Fulton County will provide a student's 504 Plan, created in Infinite Campus, for parents to view in the Parent Portal.

Step 1: Log into Campus Parent

Go to the following URL: www.fultonschools.org.

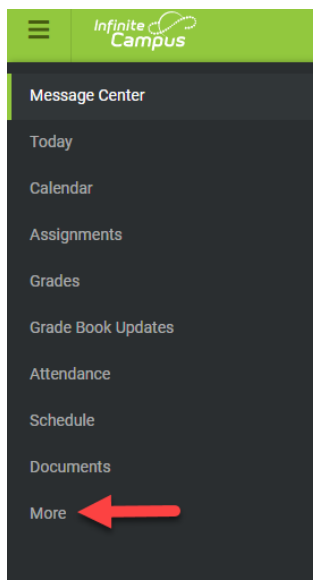
Select the Campus Portal icon in the middle of the page



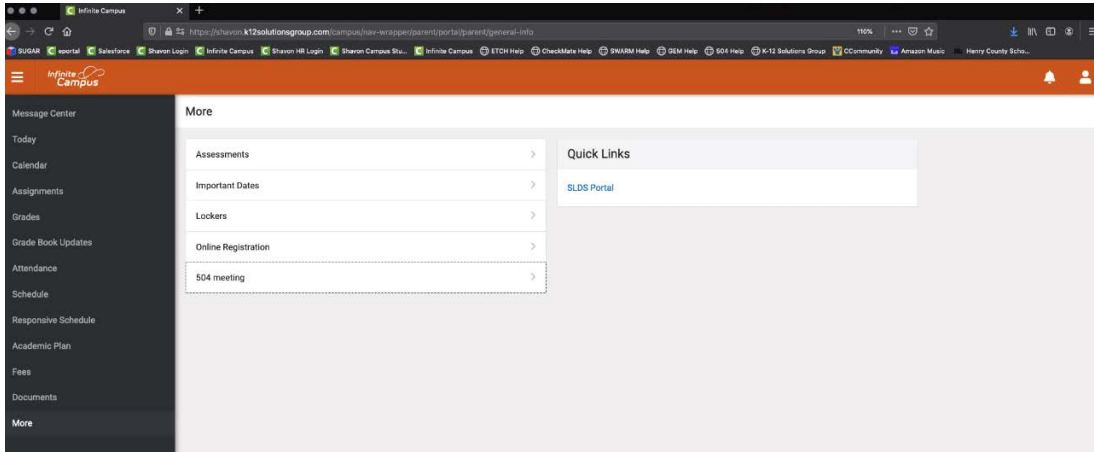
From the Campus Portal Landing Page, select Campus Parent



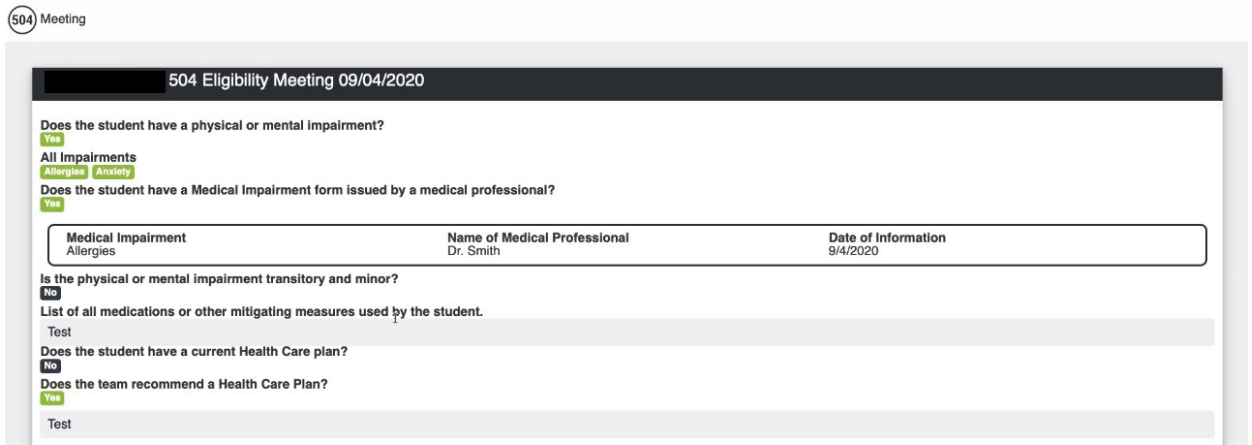
Step 2: Select More from the menu.



Step 3: Select 504 Meeting.



Step 4: Select and view the 504 Plan.



Step 5: Scroll down to sign the document.

