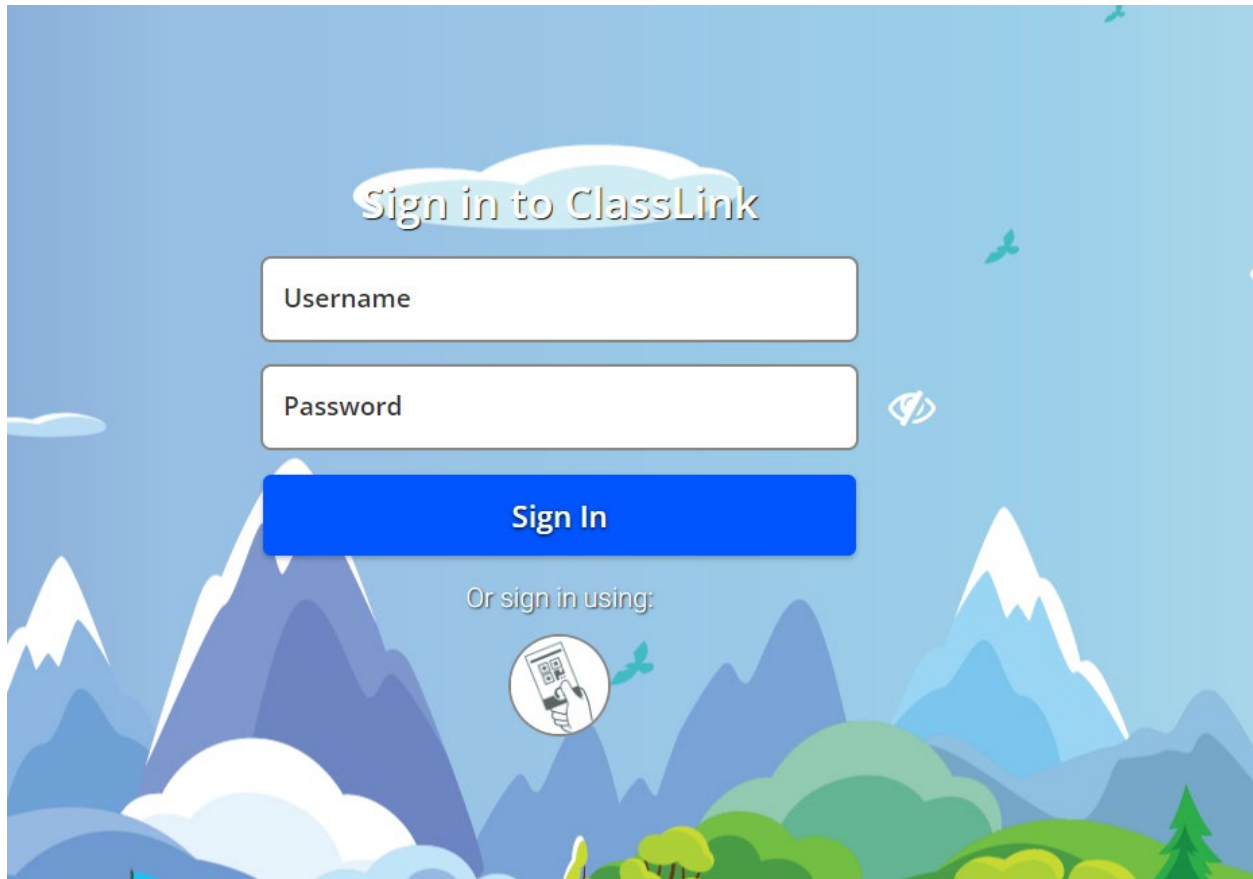


Registering for Virtual Summer Learning 2023

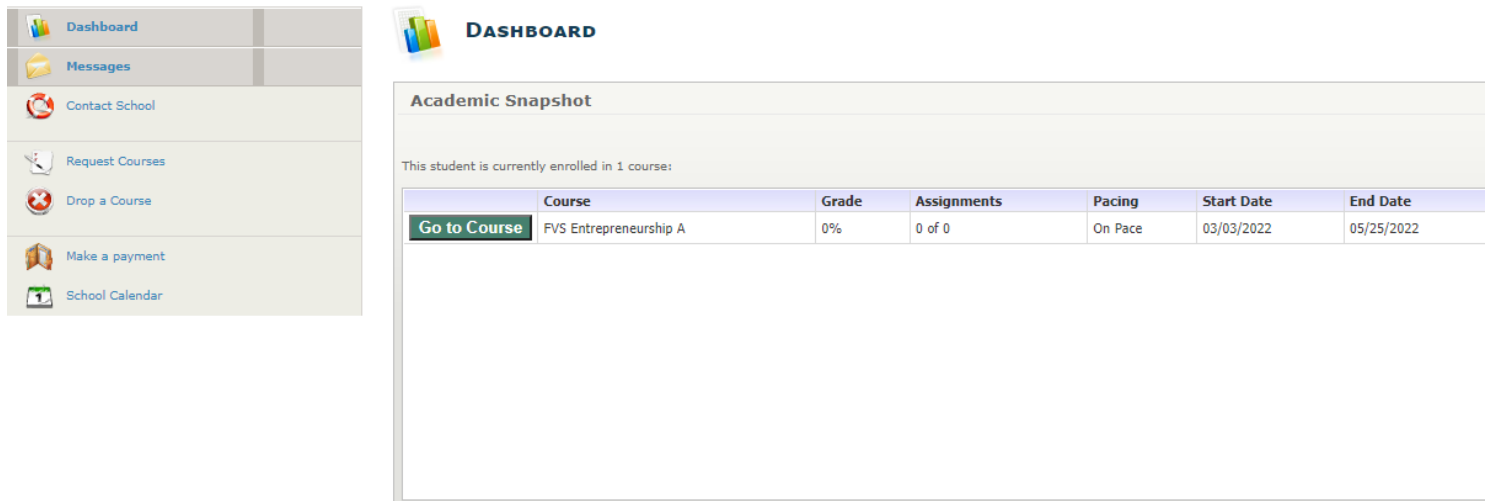
1. Go to <https://launchpad.classlink.com/fcs>
2. Sign into Classlink with Student ID # and Password



3. Choose the Genius – Fulton Virtual Icon:



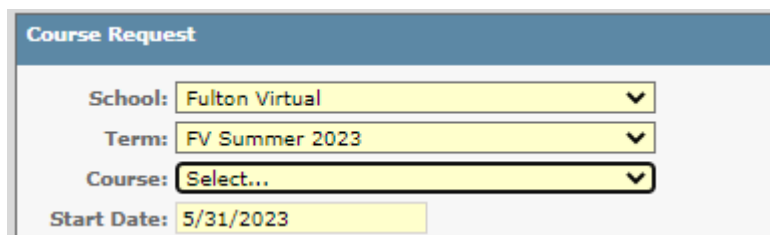
4. Click on “Request Course”



The screenshot shows a student dashboard. On the left is a sidebar with navigation options: Dashboard, Messages, Contact School, Request Courses, Drop a Course, Make a payment, and School Calendar. The main content area is titled 'DASHBOARD' and features an 'Academic Snapshot' section. Below this, it states 'This student is currently enrolled in 1 course:' followed by a table.

	Course	Grade	Assignments	Pacing	Start Date	End Date
Go to Course	FVS Entrepreneurship A	0%	0 of 0	On Pace	03/03/2022	05/25/2022

5. Choose Term: FV Summer 2023



The 'Course Request' form contains the following fields:

- School: Fulton Virtual
- Term: FV Summer 2023
- Course: Select...
- Start Date: 5/31/2023

6. Select the appropriate course for the summer

7. Click Submit