



How to ... Request Course in VECTOR

<u>Step 1:</u>	Open Campus Student/Parent Portal
<u>Step 2:</u>	Log in to VECTOR - Course Request
<u>Step 3:</u>	Select Request Course
<u>Step 4:</u>	Register for Course

Step 1: Log into your Campus Portal

Parents: Go to www.fultonschools.org. Select the Campus Portal icon in the middle of the page:



From the Campus Portal Landing Page, click the Enter the Infinite Campus Parent Portal button

Parent and Student Resources




Students: Go to www.fultonschools.org. Select the Classlink icon in the middle of the page:

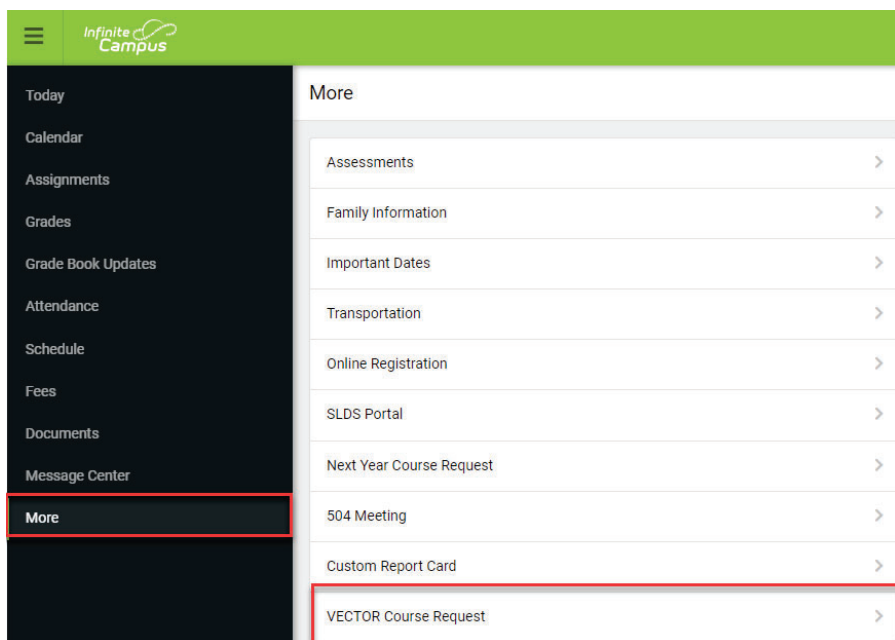


Enter your FCS log in credentials to access Classlink

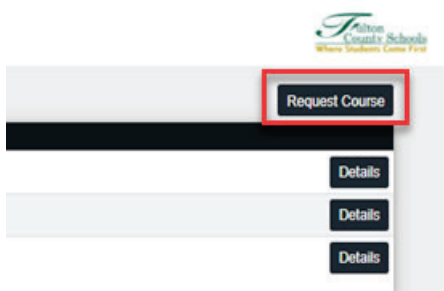
Click the FCS Apps and click on the Infinite Campus Icon



Step 2: Select More from the menu and then select VECTOR – Course Request



Step 3: Click Request Course



Step 4: Select the 1) School – School Year/Term and 2) Course from the drop downs you are registering for. 3) Click Submit Request when done.

The course will show as pending on your landing page until approved by school personnel.

