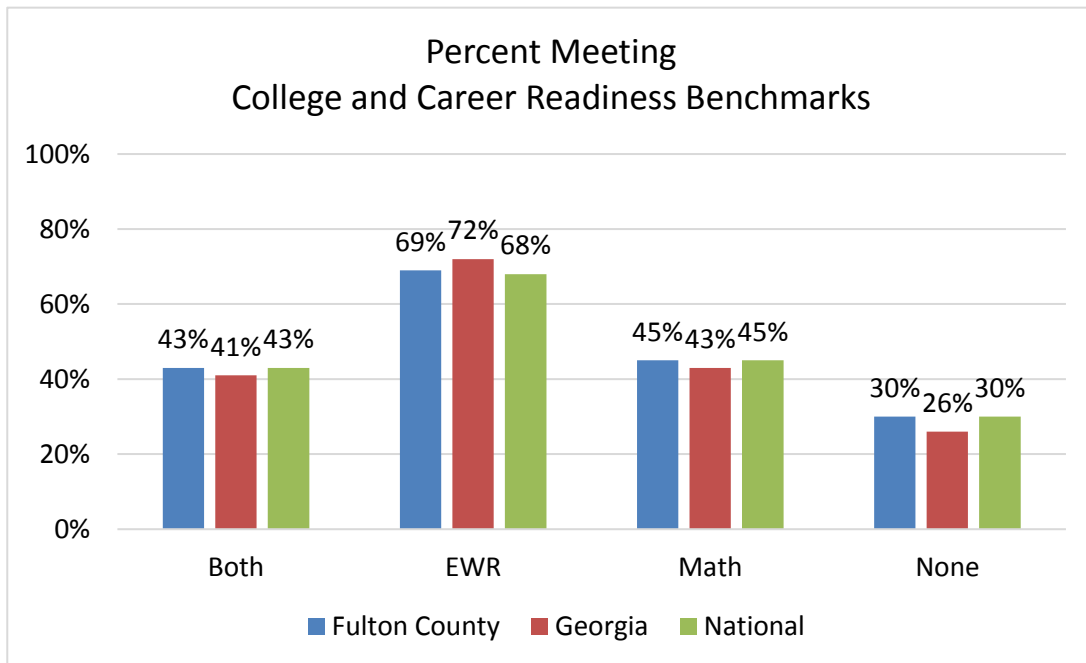
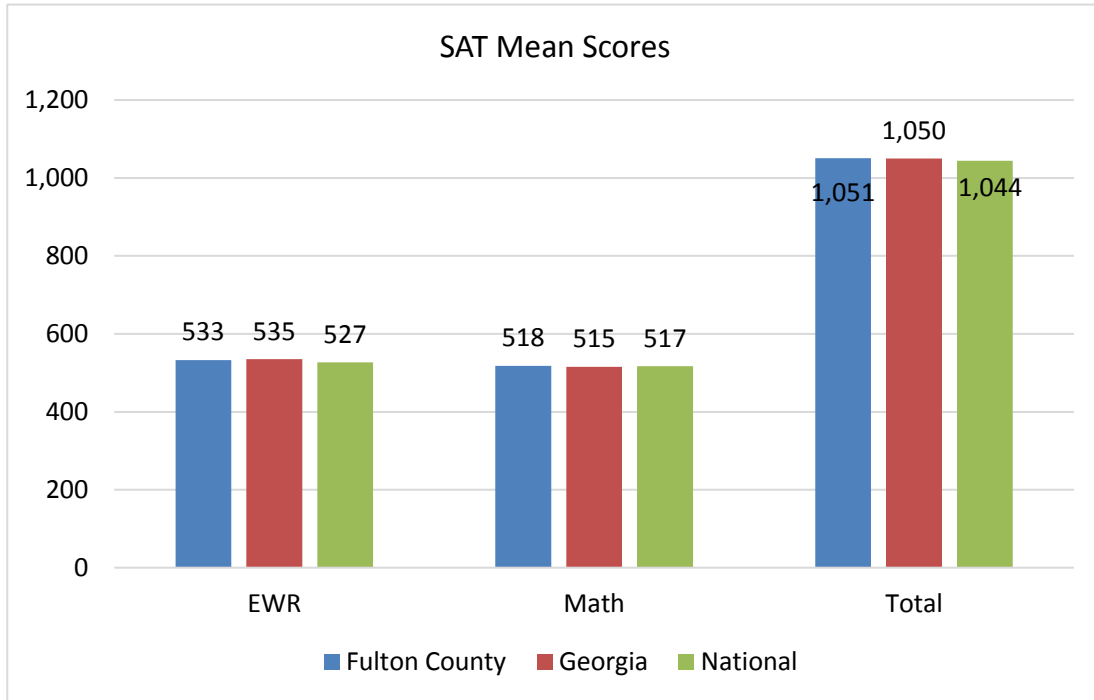


Fulton County Schools
SAT Results

2017				
	# Taking Test	Mean EBRW Score	Mean Math Score	Total EBRW & Math
Alpharetta	211	582	575	1,157
Banneker	172	442	415	857
Cambridge	292	581	574	1,155
Centennial	236	565	544	1,109
Chattahoochee	239	594	597	1,191
Creekside	282	467	449	916
Hapeville Career	123	464	417	880
Independence	26	497	481	977
Johns Creek	234	592	591	1,183
Langston Hughes	376	462	446	908
McClarín	92	407	397	804
Milton	339	588	573	1,162
Northview	208	605	622	1,227
North Springs	212	530	511	1,041
Riverwood	179	541	517	1,058
Roswell	303	580	576	1,157
TriCities	287	461	428	889
Westlake	298	507	480	987
Total Fulton	4,110	533	518	1,051
Georgia	63,805	535	515	1,050
National	1,426,258	527	517	1,044

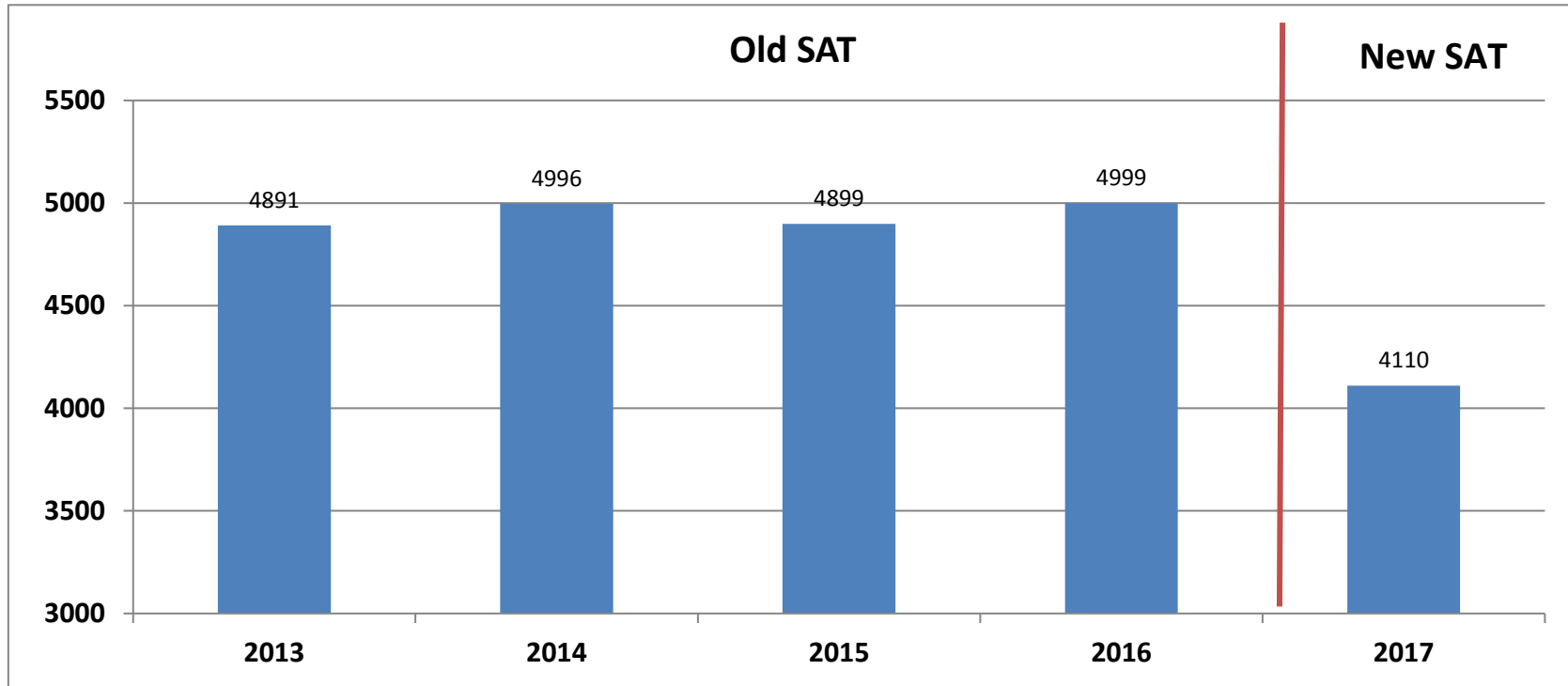
In March of 2016, the College Board introduced a new version of the SAT. Scores from the old version of the SAT cannot be directly compared to the new version of the SAT.
The Class of 2017 SAT results only include results from the New SAT.

Class of 2017 SAT Results



Students began taking the new SAT in March of 2016. Results from the Old SAT cannot be directly compared to the New SAT. The 2017 scores only include the graduating cohort of 2017 that took the New SAT. If a member of the 2017 graduating cohort took the SAT before February of 2016 and did not take it again, they are not included in the results.

Fulton County SAT Test Taking Trends



	2013		2014		2015		2016		2017
	Total Tests	Change in % Testing	Total Tests	Change in % Testing	Total Tests	Change in % Testing	Total Tests	Change in % Testing	Total Tests
Fulton	4,891	2%	4,996	2%	4,899	-0.019416	4,999	2%	4,110
Georgia	72,119	-1%	73,626	2%	72,898	-0.009888	60,677	-17%	62,671
Global	1,660,047	0%	1,672,395	1%	1,698,521	0.0156219	1,664,744	-2%	1,837,772

Notes: Students began taking the new SAT in March of 2016. Results from the Old SAT cannot be directly compared to the New SAT. The test taking population for 2016 includes only students who tested through February of 2016. The 2017 scores only include the graduating cohort of 2017 that took the New SAT. If a member of the 2017 graduating cohort took the SAT before February of 2016 and did not take it again, they are not included in the results.