



School Name

Roswell High School



CCRPI Score 2019

91.9

Climate Star Rating 2019



Financial Efficiency Star Rating 2018



CCRPI Component Performance 2019



CSI School? 2019

N

Turnaround School? 2019

N

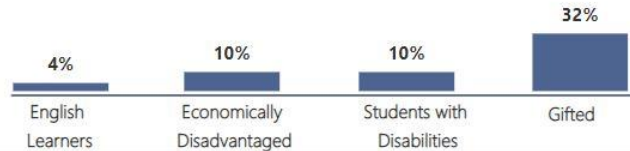
Number of Students

2213

Racial Composition

Ethnicity	Percentage	# of Students
White	55.94%	1238
Hispanic	23.63%	523
Black	13.56%	300
Asian	3.71%	82
Other	3.16%	70

Program Enrollment



SAT

2018-19

Test Takers: 398
Mean Total Score: 1172

PSAT

Fall 2018

Test Takers: 505
Mean Total Score: 988
% Meeting Benchmark: 54.0%

ACT

2018-19

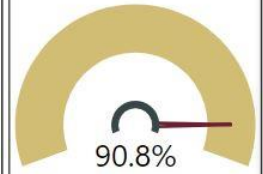
Test Takers: 258
Composite Score: 25.4

AP

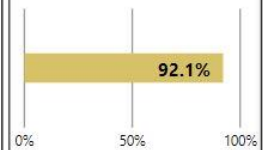
2018-19

Test Takers: 1762
AP Exams passed: 79.3%

4 Year Cohort Graduation Rate 2019



9th Grade On Track



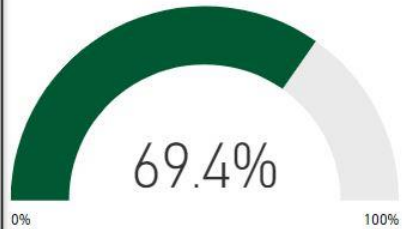
Stability 2019



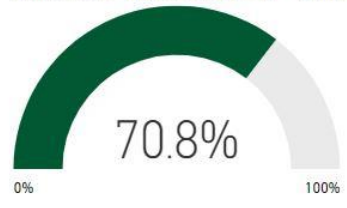
Mobility 2019



Milestones Proficient+ Overall 2019



Milestones Math Proficient+ 2019



Milestones ELA Proficient+ 2019

