



School Name

# North Springs High School



CCRPI Score 2019

**85.5**

Climate Star Rating 2019



Financial Efficiency Star Rating 2018



CCRPI Component Performance 2019



CSI School? 2019

**N**

Turnaround School? 2019

**N**

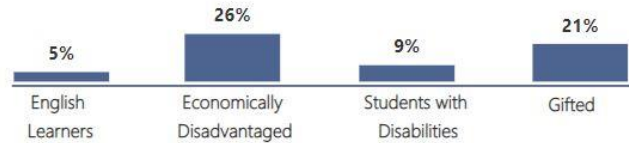
Number of Students

1519

Racial Composition

Ethnicity	Percentage	# of Students
Black	47.70%	724
White	26.08%	396
Hispanic	20.04%	305
Other	4.34%	66
Asian	1.84%	28

Program Enrollment



SAT

2018-19

Test Takers: 229  
Mean Total Score: 1048

PSAT

Fall 2018

Test Takers: 351  
Mean Total Score: 911  
% Meeting Benchmark: 33.0%

ACT

2018-19

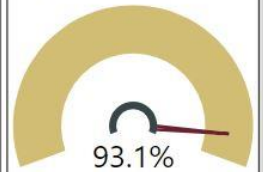
Test Takers: 188  
Composite Score: 21.6

AP

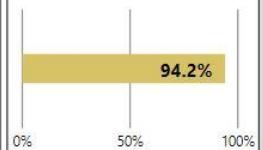
2018-19

Test Takers: 942  
AP Exams passed: 54.5%

4 Year Cohort Graduation Rate 2019



9th Grade On Track



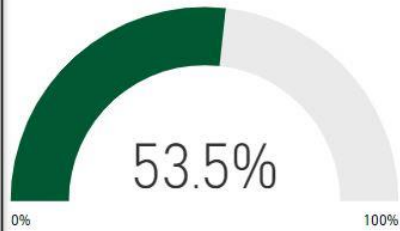
Stability 2019



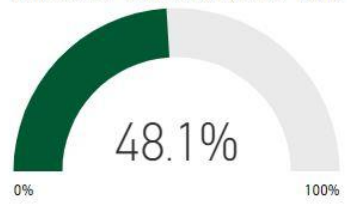
Mobility 2019



Milestones Proficient+ Overall 2019



Milestones Math Proficient+ 2019



Milestones ELA Proficient+ 2019

