



School Name

Milton High School



CCRPI Score 2019

90.4

Climate Star Rating 2019



Financial Efficiency Star Rating 2018



CCRPI Component Performance 2019



CSI School? 2019

N

Turnaround School? 2019

N

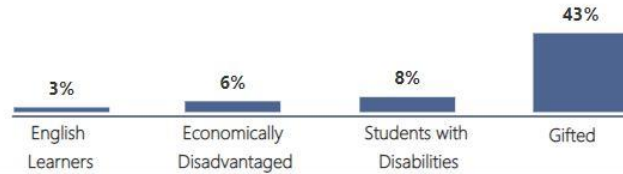
Number of Students

2341

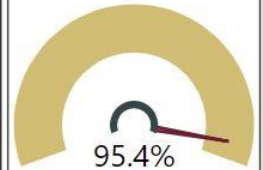
Racial Composition

| Ethnicity | Percentage | # of Students |
|-----------|------------|---------------|
| White | 60.74% | 1422 |
| Hispanic | 13.20% | 309 |
| Asian | 13.07% | 306 |
| Black | 9.61% | 225 |
| Other | 3.37% | 79 |

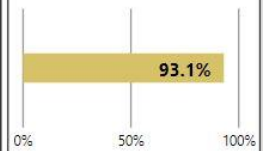
Program Enrollment



4 Year Cohort Graduation Rate 2019



9th Grade On Track



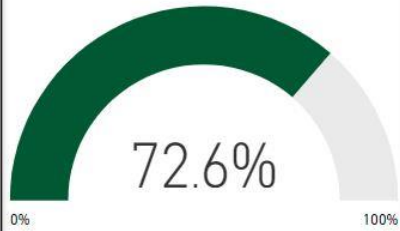
Stability 2019



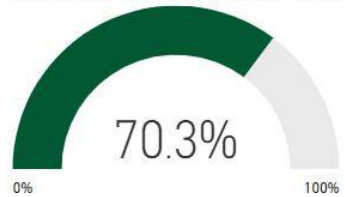
Mobility 2019



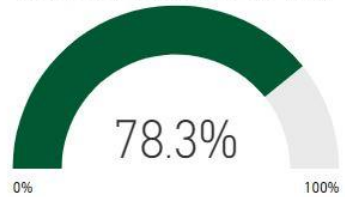
Milestones Proficient+ Overall 2019



Milestones Math Proficient+ 2019



Milestones ELA Proficient+ 2019



SAT

2018-19

Test Takers Mean Total Score

464 1189

PSAT

Fall 2018

Test Takers Mean Total Score % Meeting Benchmark

511 1051 68.0%

ACT

2018-19

Test Takers Composite Score

372 25.9

AP

2018-19

Test Takers AP Exams passed

2331 74.5%