

## **Executive Summary**

### **2019 ACT District Results**

The average composite score on the ACT for Fulton students in 2019 was 23.9, a slight increase over the 2018 score of 23.7. Results for Fulton remained above both the state and nation. The average composite score for state remained steady at 21.4 while the score for the nation dropped from 20.8 in 2018 to 20.7 in 2019.

46 percent of students met all four College Readiness Benchmarks compared to 44 percent in 2018. Also, Fulton continued a five-year upward trend with 40 percent of students meeting the STEM benchmark. College Readiness benchmark scores represent the minimum score needed on an ACT subject-area test to indicate a 50 percent chance of obtaining a B or higher or about a 75 percent chance of obtaining a C or higher in the corresponding credit-bearing college courses.

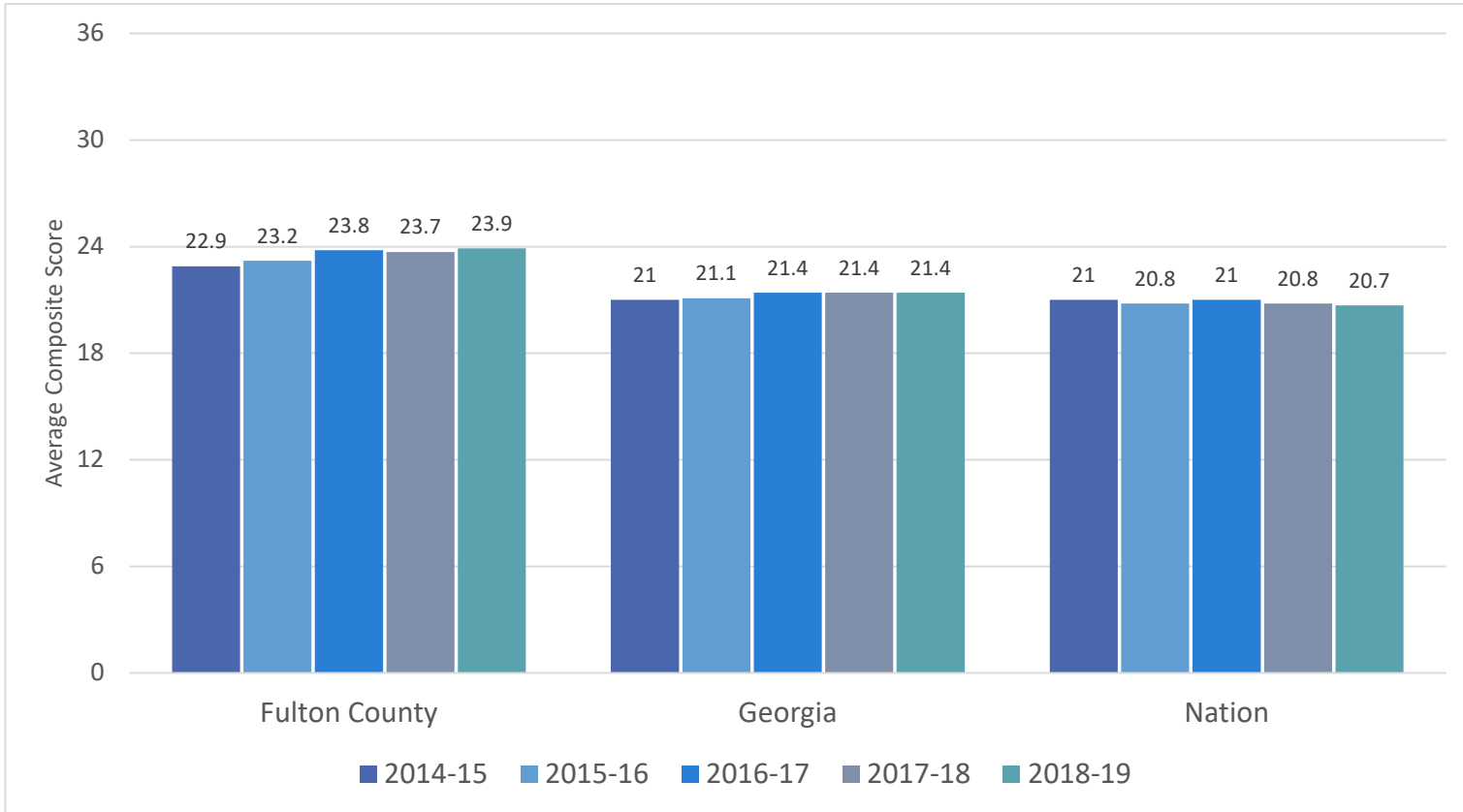
Participation of Fulton County students on the ACT fell from 54.4 percent of graduates in 2018 to 51.4 percent in 2019.

Seven (7) schools showed an increase in the average composite score for 2019. These include:

- Centennial HS
- Chattahoochee HS
- Creekside HS
- Milton HS
- Northview HS
- Riverwood HS
- Roswell HS

The average composite score for Chattahoochee High School increased for the fifth consecutive year from 25.3 in 2015 to 26.9 in 2019. Northview High School's average composite score of 27.6 was the highest for the district.

# Fulton County Schools ACT Score Summary



# Fulton County Schools

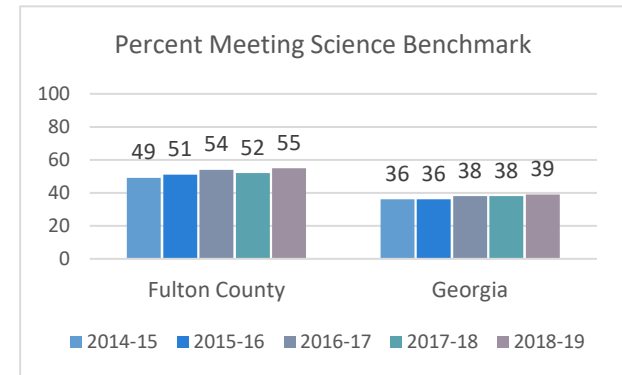
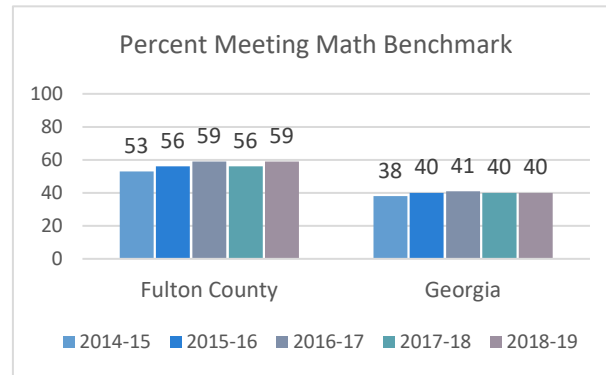
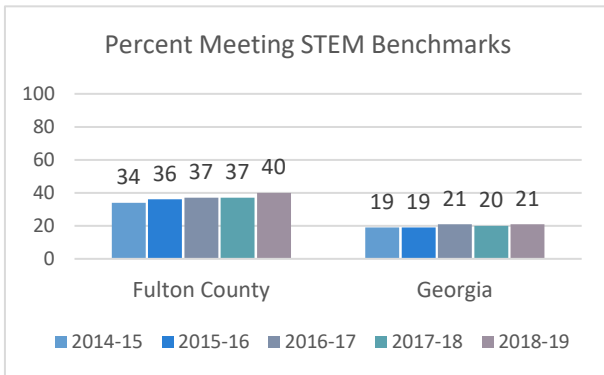
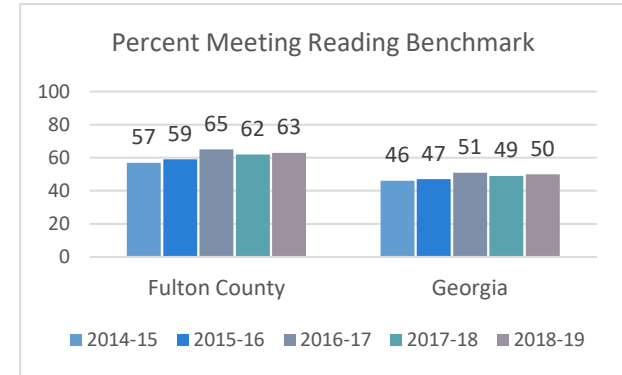
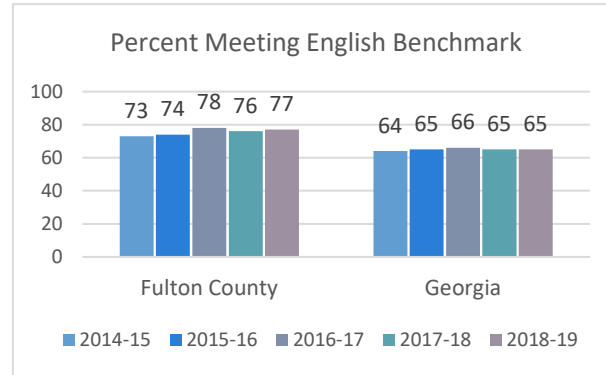
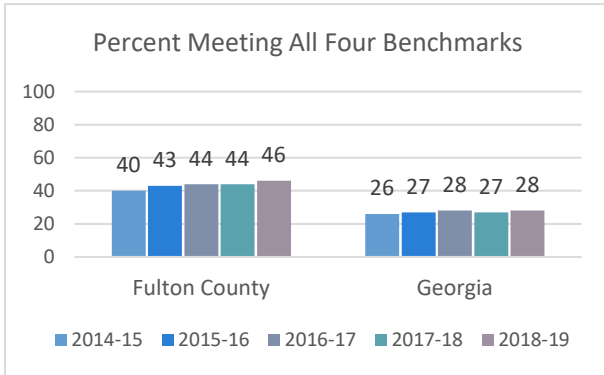
## ACT Three-Year Comparison

	2017						2018						2019					
	N	English	Math	Reading	Science	Composite	N	English	Math	Reading	Science	Composite	N	English	Math	Reading	Science	Composite
Alpharetta	331	25.6	24.7	25.7	24.4	25.2	382	26.6	25.5	26.3	25.4	26.0	324	25.9	25.4	26.1	25.3	25.8
Banneker	76	15.2	16.1	16.4	16.0	16.0	104	15.3	16.3	16.7	16.8	16.4	98	15.4	15.8	16.9	16.6	16.3
Cambridge	378	25.1	24.6	25.0	24.3	24.9	321	26.1	25.1	26.5	25.2	25.9	348	25.4	24.4	25.8	24.6	25.2
Centennial	244	23.0	23.0	24.8	23.9	24.0	224	23.4	22.6	24.0	22.8	23.3	210	24.1	23.3	24.7	23.6	24.1
Chattahoochee	309	26.2	26.3	26.6	25.8	26.3	285	26.4	26.4	26.8	25.8	26.5	319	27.0	26.6	27.3	26.2	26.9
Creekside	92	16.5	17.0	18.7	18.0	17.7	108	16.2	16.5	17.2	16.9	16.8	102	15.7	16.0	18.2	17.0	16.9
Hapeville Career	71	15.8	15.9	16.9	16.3	16.3	77	16.0	16.4	17.1	16.8	16.7	62	15.1	16.2	17.0	16.0	16.2
Independence	9						10	18.4	18.5	17.9	18.2	18.3	10	15.8	16.3	19.3	17.7	17.4
Johns Creek	374	26.8	26.7	26.7	25.9	26.6	362	27.3	26.2	26.9	25.8	26.7	399	26.2	26.2	26.5	25.8	26.3
Langston Hughes	152	16.6	16.9	18.5	18.0	17.7	159	16.4	16.5	18.2	17.4	17.2	103	16.1	16.9	17.9	17.0	17.1
McClarín							2						4					
Milton	359	25.4	24.4	25.7	24.6	25.2	376	26.0	24.9	26.2	25.2	25.7	372	26.5	24.9	26.3	25.3	25.9
Northview	310	27.7	28.2	27.1	26.8	27.6	320	27.6	27.2	27.0	26.5	27.2	298	27.7	27.9	27.3	27.0	27.6
North Springs	201	22.0	21.2	23.1	21.9	22.2	226	21.5	21.2	22.6	21.3	21.7	188	21.5	20.9	22.3	21.2	21.6
Riverwood	167	24.3	22.4	25.2	22.9	23.8	163	24.1	22.1	23.7	22.6	23.3	178	24.4	23.5	24.9	23.5	24.2
Roswell	271	24.4	24.5	24.8	23.8	24.5	253	25.4	24.3	26.1	24.3	25.2	258	25.6	24.8	25.7	24.9	25.4
Skyview													1					
Tri-Cities	102	17.4	17.3	18.6	17.9	18.0	132	16.2	16.5	18.2	17.5	17.2	125	15.5	16.3	18.0	17.2	16.8
Westlake	281	19.5	19.1	20.2	19.5	19.7	232	18.5	18.2	19.6	18.8	18.9	222	18.3	18.3	19.7	18.6	18.9
<b>Total Fulton</b>	<b>3,728</b>	<b>23.7</b>	<b>23.4</b>	<b>24.2</b>	<b>23.3</b>	<b>23.8</b>	<b>3,736</b>	<b>23.8</b>	<b>23.1</b>	<b>24.2</b>	<b>23.2</b>	<b>23.7</b>	<b>3,621</b>	<b>23.9</b>	<b>23.5</b>	<b>24.4</b>	<b>23.5</b>	<b>23.9</b>
<b>Georgia</b>	<b>57,431</b>	<b>21.0</b>	<b>20.9</b>	<b>22.0</b>	<b>21.3</b>	<b>21.4</b>	<b>56,481</b>	<b>20.9</b>	<b>20.7</b>	<b>22.1</b>	<b>21.2</b>	<b>21.4</b>	<b>53,036</b>	<b>20.9</b>	<b>20.7</b>	<b>22.2</b>	<b>21.2</b>	<b>21.4</b>
<b>National</b>	<b>2,030,038</b>	<b>20.3</b>	<b>20.7</b>	<b>21.4</b>	<b>21.0</b>	<b>21.0</b>	<b>1,914,817</b>	<b>20.2</b>	<b>20.5</b>	<b>21.3</b>	<b>20.7</b>	<b>20.8</b>	<b>1,782,820</b>	<b>20.1</b>	<b>20.4</b>	<b>21.2</b>	<b>20.6</b>	<b>20.7</b>

Results not reported for less than 10 students

# Fulton County Schools

## ACT College Readiness Benchmarks



### About College Readiness Benchmark Scores ...

A benchmark score is the minimum score needed on an ACT subject-area test to indicate a 50% chance of obtaining a B or higher or about a 75% chance of obtaining a C or higher in the corresponding credit-bearing college courses.