

# 2000-2001 Georgia Public Education Report Card

## Fulton County

### McNair Middle School - 6600189

Grade Range - 6-8

The Georgia Public Education Report Card is designed to assist systems and schools in educational improvement. This report card contains a variety of data elements. An explanation of the terms is provided as a companion to the report card data. Please refer to the definitions for the most effective use of the reported data.

#### STUDENT DATA

##### Total Enrollment, by Race/Ethnicity and Gender

Total		Black	White	Hispanic	Asian	American Indian	Multi-Racial	Male	Female
6-8:	1,171	1,147	4	6	3	0	11	599	572
		98.0%	0.3%	0.5%	0.3%	0.0%	0.9%	51.2%	48.8%

##### Enrollment in Selected Programs

Program	Program Enrollment	% of Student Population
Gifted (Grades K-12)	79	6.7%
Vocational Labs (Grades 9-12)	0	0.0%
Alternative Programs (Grades K-12)	6	0.5%

##### Enrollment in Compensatory Programs

Program	Program Enrollment	% of Student Population
Special Education (Grades K-12) (PK)	119 0	10.2% N/A
English to Speakers of Other Languages (ESOL) (Grades K-12)	0	0.0%
Title I (Grades K-12)	This School has a Schoolwide Title I Program.	

##### Students Eligible to Receive Free/Reduced-price Lunches

	Number	Percent
School	841	71.8%
System	21,659	31.6%

##### Dropout Rate for Grades 6-8

	Number	Percent
School	1	0.1%
System	44	0.2%

##### Retained Students, by Race/Ethnicity and Gender

Total	Black	White	Hispanic	Asian	American Indian	Multi-Racial	Male	Female
384	375	2	3	2	0	2	203	181
	97.7%	0.5%	0.8%	0.5%	0.0%	0.5%	52.9%	47.1%

# 2000-2001 Georgia Public Education Report Card

## Fulton County

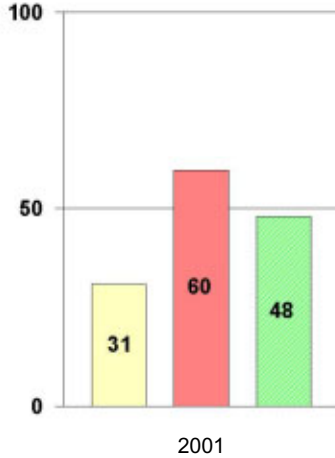
### McNair Middle School

#### NORM-REFERENCED ASSESSMENTS

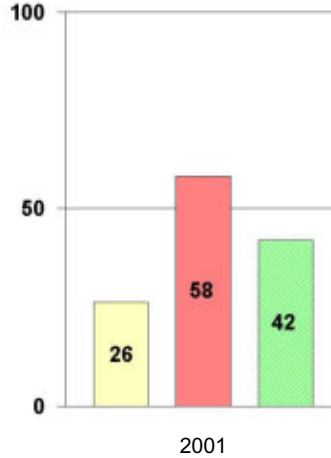
##### Stanford 9 Tests, Grade 8

Each chart reflects data for one year of testing.

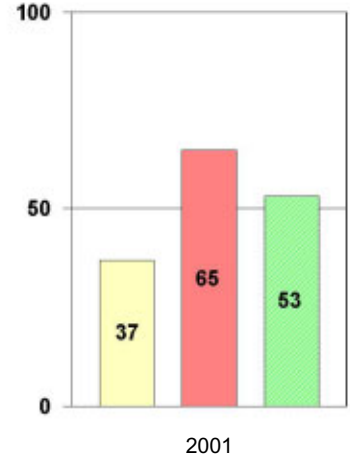
###### Total Reading



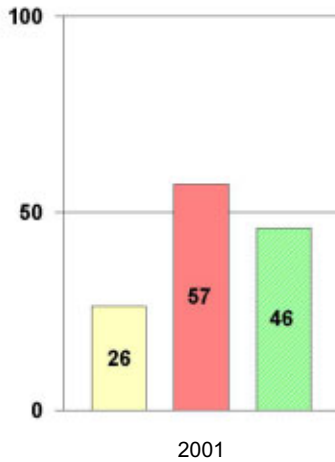
###### Total Mathematics



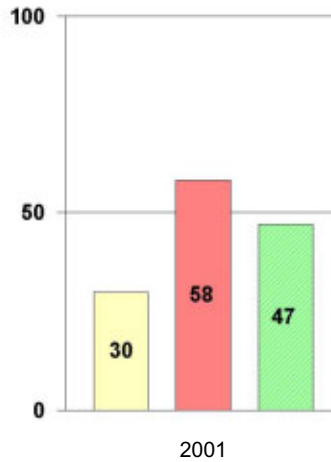
###### Language



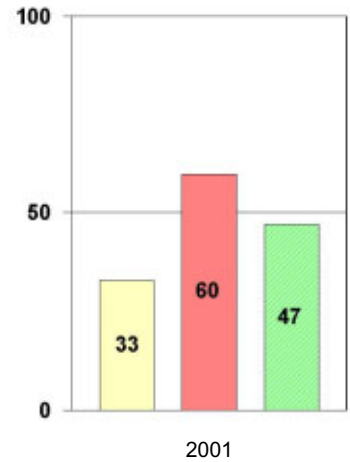
###### Science



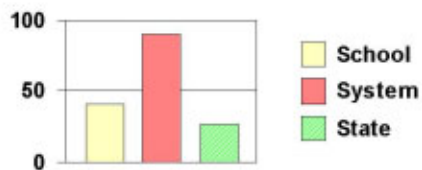
###### Social Science



###### Complete Battery



#### Legend



# 2000-2001 Georgia Public Education Report Card

## Fulton County

### McNair Middle School

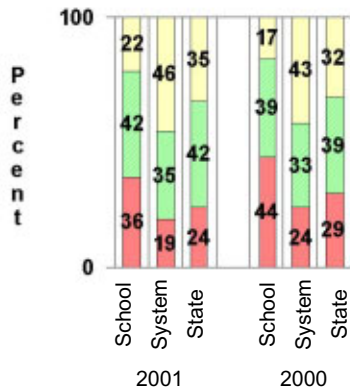
#### CRITERION-REFERENCED ASSESSMENTS

#### Criterion-Referenced Competency Tests (CRCTs)

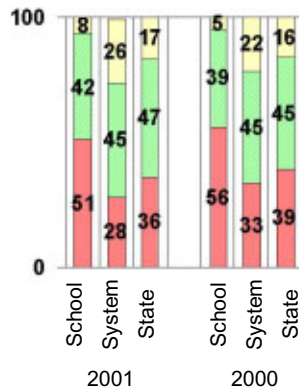
Percentage of Students Scoring in the Indicated Achievement Levels

Each chart reflects data for two years of testing.

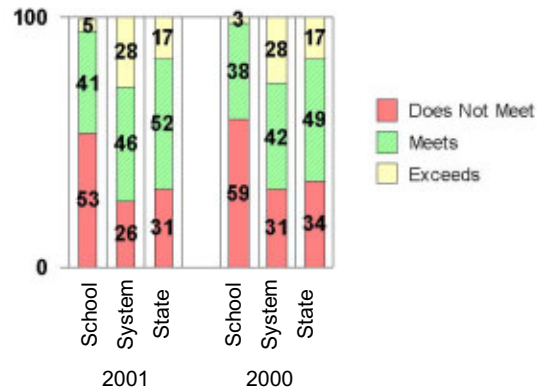
**Grade 6 Reading**



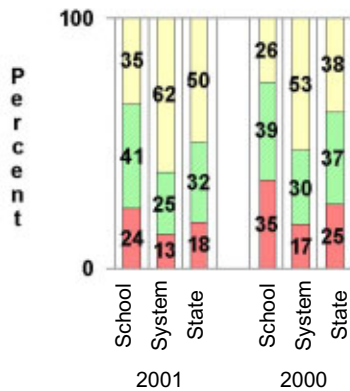
**Grade 6 Language Arts**



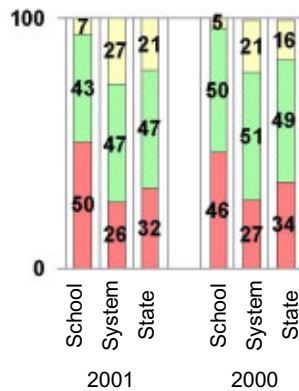
**Grade 6 Mathematics**



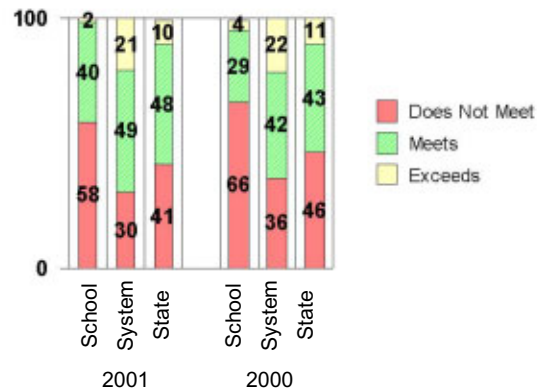
**Grade 8 Reading**



**Grade 8 Language Arts**



**Grade 8 Mathematics**



#### PERFORMANCE ASSESSMENTS

#### Grade 8 Writing Assessment

		2000-2001			1999-2000		
Categories of Scaled Scores:		School	System	State	School	System	State
Not on Target	(300-348)	24%	12%	17%	43%	19%	28%
On Target	(349-367)	71%	67%	72%	53%	59%	58%
Exceeds Target	(368-400)	5%	20%	12%	4%	22%	13%
Average Scaled Score: (Range 300-400)		353	360	357	350	359	354

# 2000-2001 Georgia Public Education Report Card

## Fulton County

### McNair Middle School

#### CERTIFIED PERSONNEL DATA

		Administrators	Support Personnel	PK-12 Teachers
Positions	Number	5.78	8.83	71.39
	Average Contract Days	233.27	197.47	190.00
Personnel	Full-time	5	7	70
	Part-time	14	10	2
Gender	Male	6	3	24
	Female	13	14	48
Certificate Level	4 Yr Bachelor's	7	3	35
	5 Yr Master's	5	13	33
	6 Yr Specialist's	7	1	4
	7 Yr Doctoral	0	0	0
	Other *	0	0	0
Years Experience	<1	1	1	5
	1-10	9	10	37
	11-20	5	4	18
	21-30	2	2	11
	>30	2	0	1
	Average	12.95	9.71	10.38

\* Includes One- and Two-Year Vocational Certificates.

#### ACCREDITATION DATA

Accredited by Southern Association of Colleges and Schools (SACS):  
Elementary/Middle Commission

#### AWARDS/RECOGNITION DATA

Through the Pay for Performance Program, exemplary public schools and schools making outstanding progress toward becoming exemplary may be rewarded. Not a merit pay program, the Pay for Performance Program motivates and rewards entire school faculties for working together to make their schools exemplary. A school selected for participation in the program has one school year to attain at least 80% of its previously-approved performance objectives in order to receive an award based on \$2,000 per certified faculty member.

McNair Middle School was a Pay for Performance recipient for the 2000-2001 cycle.