

2000-2001 Georgia Public Education Report Card

Fulton County

Manning Oaks Elementary School - 6600299

Grade Range - K-5

The Georgia Public Education Report Card is designed to assist systems and schools in educational improvement. This report card contains a variety of data elements. An explanation of the terms is provided as a companion to the report card data. Please refer to the definitions for the most effective use of the reported data.

STUDENT DATA

Total Enrollment, by Race/Ethnicity and Gender

Total	Black	White	Hispanic	Asian	American Indian	Multi-Racial	Male	Female	
K-5:	1060	116	770	43	81	3	47	511	549
		10.9%	72.6%	4.1%	7.6%	0.3%	4.4%	48.2%	51.8%

Enrollment in Selected Programs

Program	Program Enrollment	% of Student Population
Gifted (Grades K-12)	64	6.0%
Alternative Programs (Grades K-12)	0	0.0%

Students Eligible to Receive Free/Reduced-price Lunches

	Number	Percent
School	65	6.1%
System	21,659	31.6%

Dropout Rate *

	Number	Percent
School	N/A	N/A
System	N/A	N/A

* - Dropouts are not reported for grades PK-5.

Enrollment in Compensatory Programs

Program	Program Enrollment	% of Student Population
Special Education (Grades K-12) (PK)	111 0	10.5% N/A
English to Speakers of Other Languages (ESOL) (Grades K-12)	0	0.0%
Early Intervention Program (EIP) (Grades K-3)	66	9.2%
Remedial Education (Grades 4-5, 9-12)	36	10.5%
Title I (Grades K-12)	This School has no Title I Program.	

Retained Students, by Race/Ethnicity and Gender

Total	Black	White	Hispanic	Asian	American Indian	Multi-Racial	Male	Female
12	1	6	5	0	0	0	5	7
	8.3%	50.0%	41.7%	0.0%	0.0%	0.0%	41.7%	58.3%

2000-2001 Georgia Public Education Report Card

Fulton County

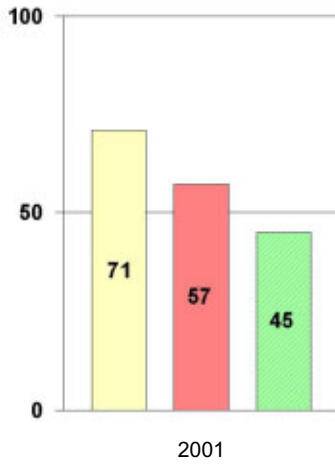
Manning Oaks Elementary School

NORM-REFERENCED ASSESSMENTS

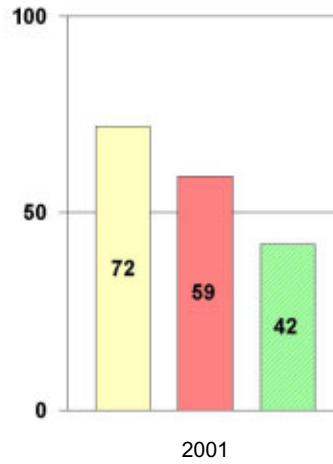
Stanford 9 Tests, Grade 3

Each chart reflects data for one year of testing.

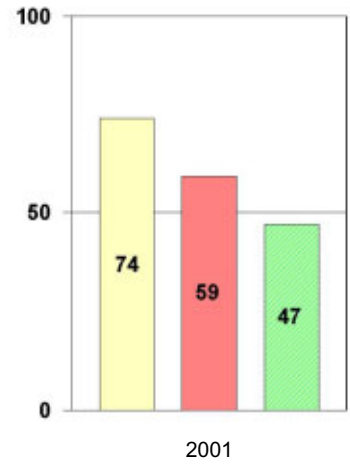
Total Reading



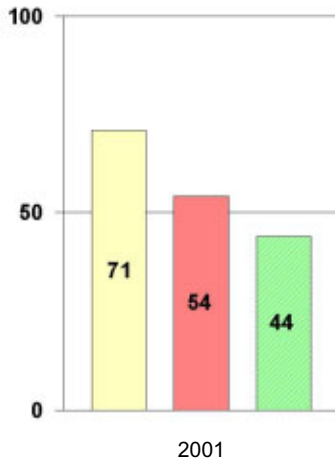
Total Mathematics



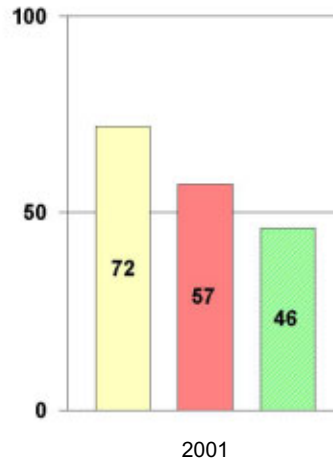
Language



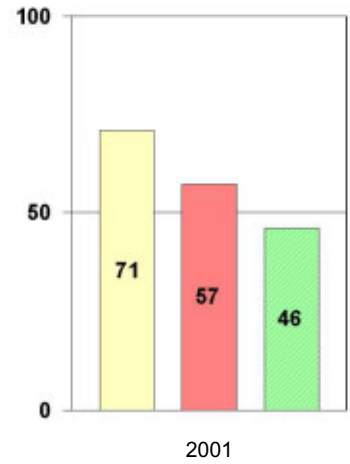
Science



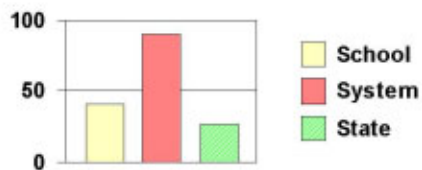
Social Science



Complete Battery



Legend



2000-2001 Georgia Public Education Report Card

Fulton County

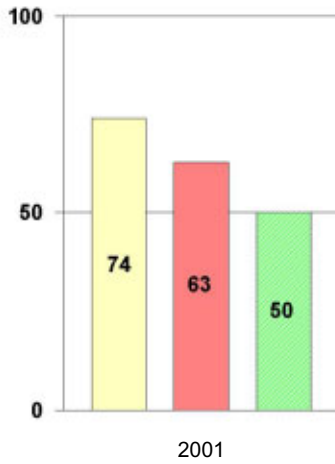
Manning Oaks Elementary School

NORM-REFERENCED ASSESSMENTS

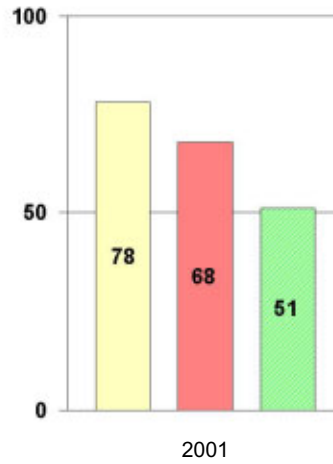
Stanford 9 Tests, Grade 5

Each chart reflects data for one year of testing.

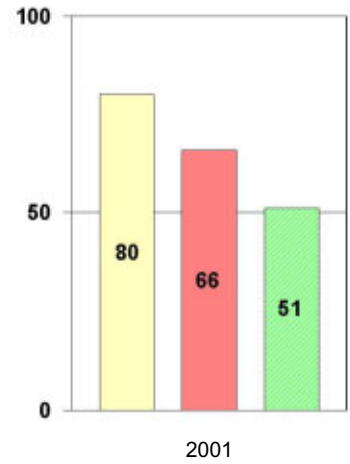
Total Reading



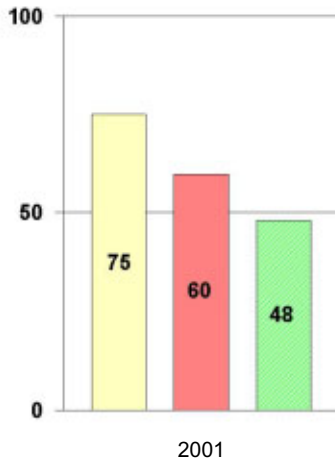
Total Mathematics



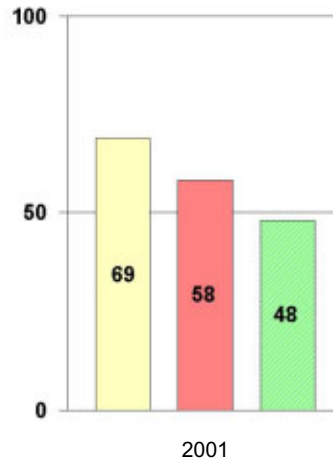
Language



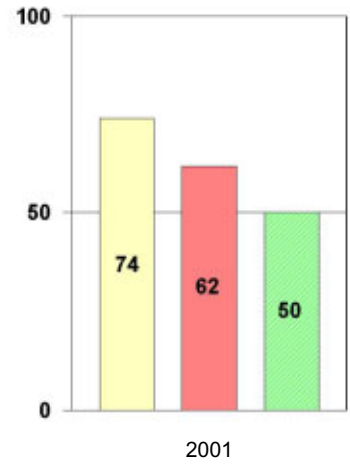
Science



Social Science



Complete Battery



Legend



2000-2001 Georgia Public Education Report Card

Fulton County

Manning Oaks Elementary School

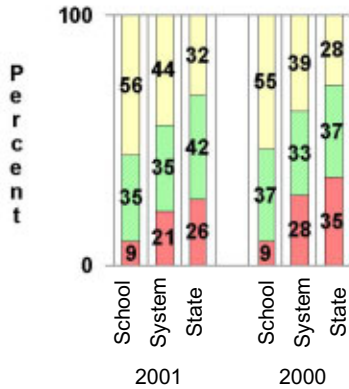
CRITERION-REFERENCED ASSESSMENTS

Criterion-Referenced Competency Tests (CRCTs)

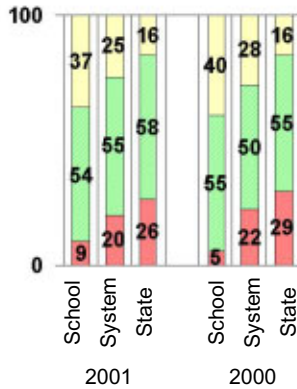
Percentage of Students Scoring in the Indicated Achievement Levels

Each chart reflects data for two years of testing.

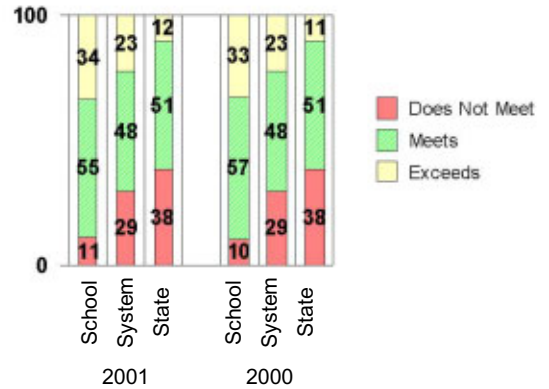
Grade 4 Reading



Grade 4 Language Arts



Grade 4 Mathematics



PERFORMANCE ASSESSMENTS

Grade 5 Writing Assessment

Percent at Developmental Stages:	2000-2001			1999-2000			1998-99		
	School	System	State	School	System	State	School	System	State
Stage 1: The Emerging Writer	0%	1%	1%	0%	1%	1%	0%	0%	1%
Stage 2: The Developing Writer	0%	2%	2%	1%	3%	2%	0%	2%	2%
Stage 3: The Focusing Writer	2%	14%	17%	7%	16%	19%	1%	14%	19%
Stage 4: The Experimenting Writer	28%	34%	42%	33%	38%	41%	22%	35%	41%
Stage 5: The Engaging Writer	46%	32%	29%	39%	29%	27%	51%	31%	27%
Stage 6: The Extending Writer	24%	17%	9%	21%	14%	9%	26%	18%	11%

2000-2001 Georgia Public Education Report Card

Fulton County

Manning Oaks Elementary School

CERTIFIED PERSONNEL DATA

		Administrators	Support Personnel	PK-12 Teachers
Positions	Number	2.40	5.47	56.13
	Average Contract Days	231.85	196.64	190.27
Personnel	Full-time	2	3	50
	Part-time	8	6	14
Gender	Male	0	0	3
	Female	10	9	61
Certificate Level	4 Yr Bachelor's	2	1	47
	5 Yr Master's	6	6	15
	6 Yr Specialist's	2	2	2
	7 Yr Doctoral	0	0	0
	Other *	0	0	0
Years Experience	<1	0	1	7
	1-10	3	3	43
	11-20	2	1	5
	21-30	4	4	9
	>30	1	0	0
	Average	19.00	13.78	7.55

* Includes One- and Two-Year Vocational Certificates.

ACCREDITATION DATA

Accredited by Southern Association of Colleges and Schools (SACS):
Elementary/Middle Commission

AWARDS/RECOGNITION DATA

Schools in Georgia may receive recognition in the following programs:

- Charter School
- Pay for Performance Program
- Georgia School of Excellence
- National Blue Ribbon School

Manning Oaks Elementary School did not receive recognition in any of these programs during the 2000-2001 school year.

For more information about these programs, contact your school principal or the school system central office.