

STATE OF THE SCHOOL ADDRESS



Hillside Elementary

John Anderson
Principal

2011-2012

Our School Mission...

Our mission is to cultivate, support, and sustain high expectations for life-long learning within the Hillside Community.

Our Leadership Team Mission is...

*...to model and inspire
high standards and
values in a
student centered,
learning focused
community.*

Our Four Critical Questions as a Learning Focused Community

- ▣ *What do we expect our students to know and be able to do?*
- ▣ *How will we know if they have learned it?*
- ▣ *What will we do differently if they don't?*
- ▣ *What will we do differently if they do?*

Purpose of School Improvement Plan

- ▣ Look at current school data to identify areas of strengths and weaknesses
- ▣ Use data to identify trends and patterns in student achievement
- ▣ Help Hillside Elementary identify areas to improve upon in the 2011 school year

SIP Objectives/Goals

- ▣ *Strategic and Specific*
- ▣ *Measurable*
- ▣ *Attainable*
- ▣ *Results-Oriented*
- ▣ *Time-Bound*

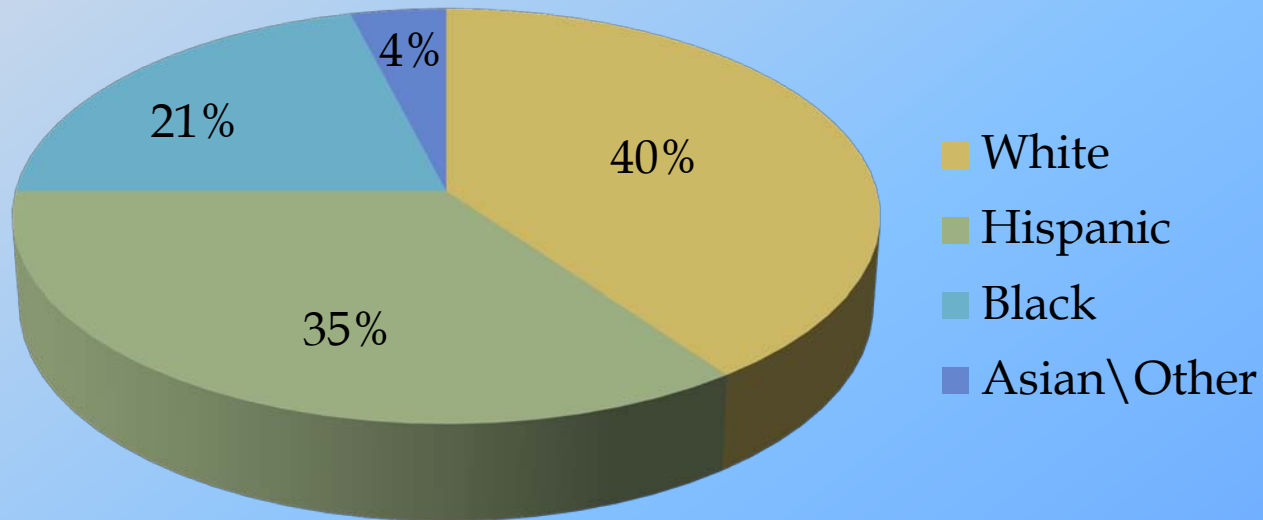
Enrollment Data- October, 2011

- ▣ 717 students
- ▣ 30 Total Homerooms
 - 6 - Kindergartens (125)
 - 6 - First Grades (125)
 - 6 - Second Grades (127)
 - 4 - Third Grades (91)
 - 4 - Fourth Grades (116)
 - 4 - Fifth Grades (102)
 - 1 - PreKindergarten (22)
 - 1 - Special Needs PreK (9)

Hillside Elementary

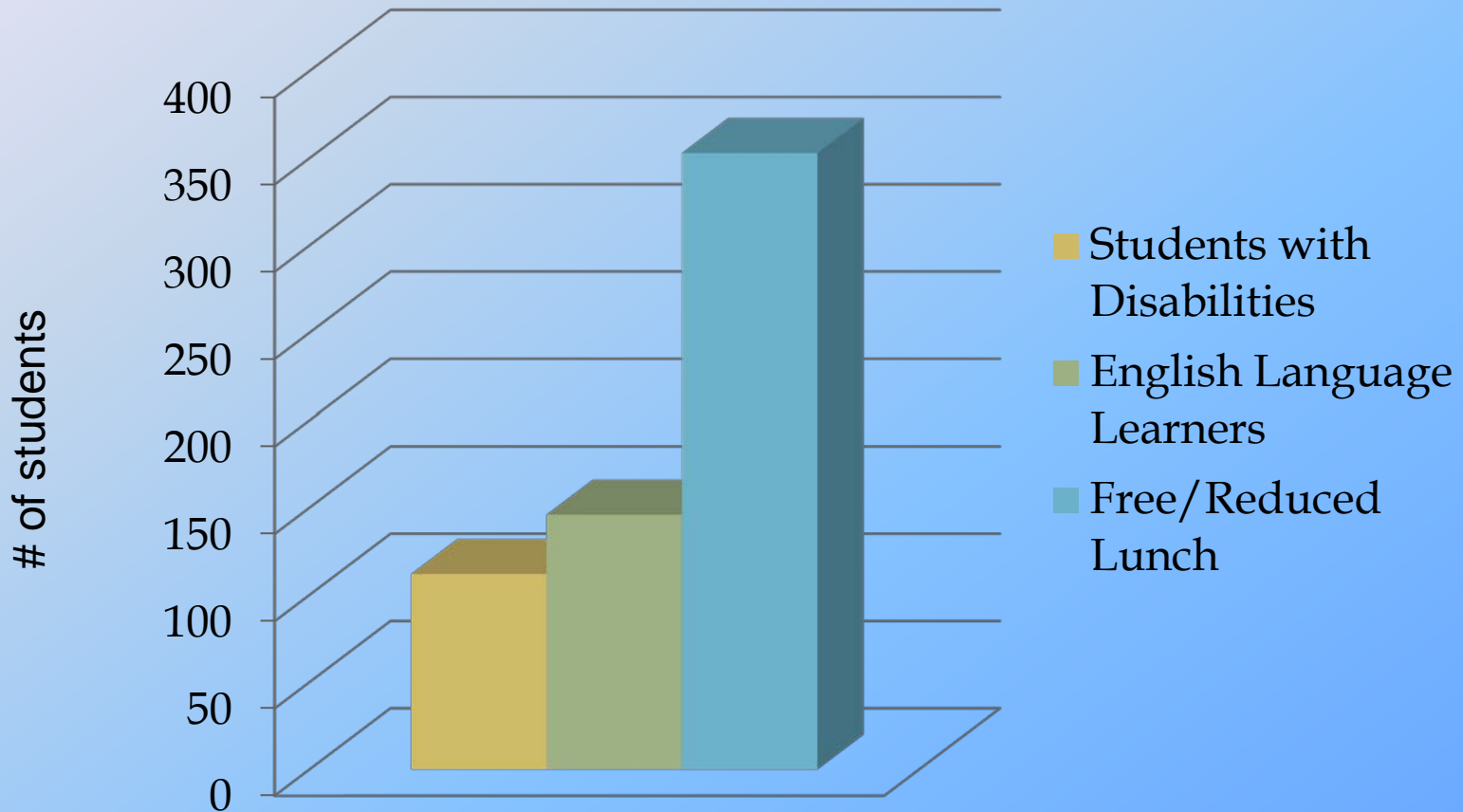
Student population of 717 in 2011

% of Student Ethnicity



Hillside Elementary

Student population of 717 in 2011



Ongoing Data Collection

Iowa Test of Basic Skills (Grades 3 -5)

Checkpoints (3 times per year)

Georgia Writing Assessments (Grades 3 -5)

Criterion-Referenced Competency Tests (Grades 3-5)

*Assessing Comprehension and Communication in English
State-to-State (ACCESS) for English Language Learners
(ELLs)*

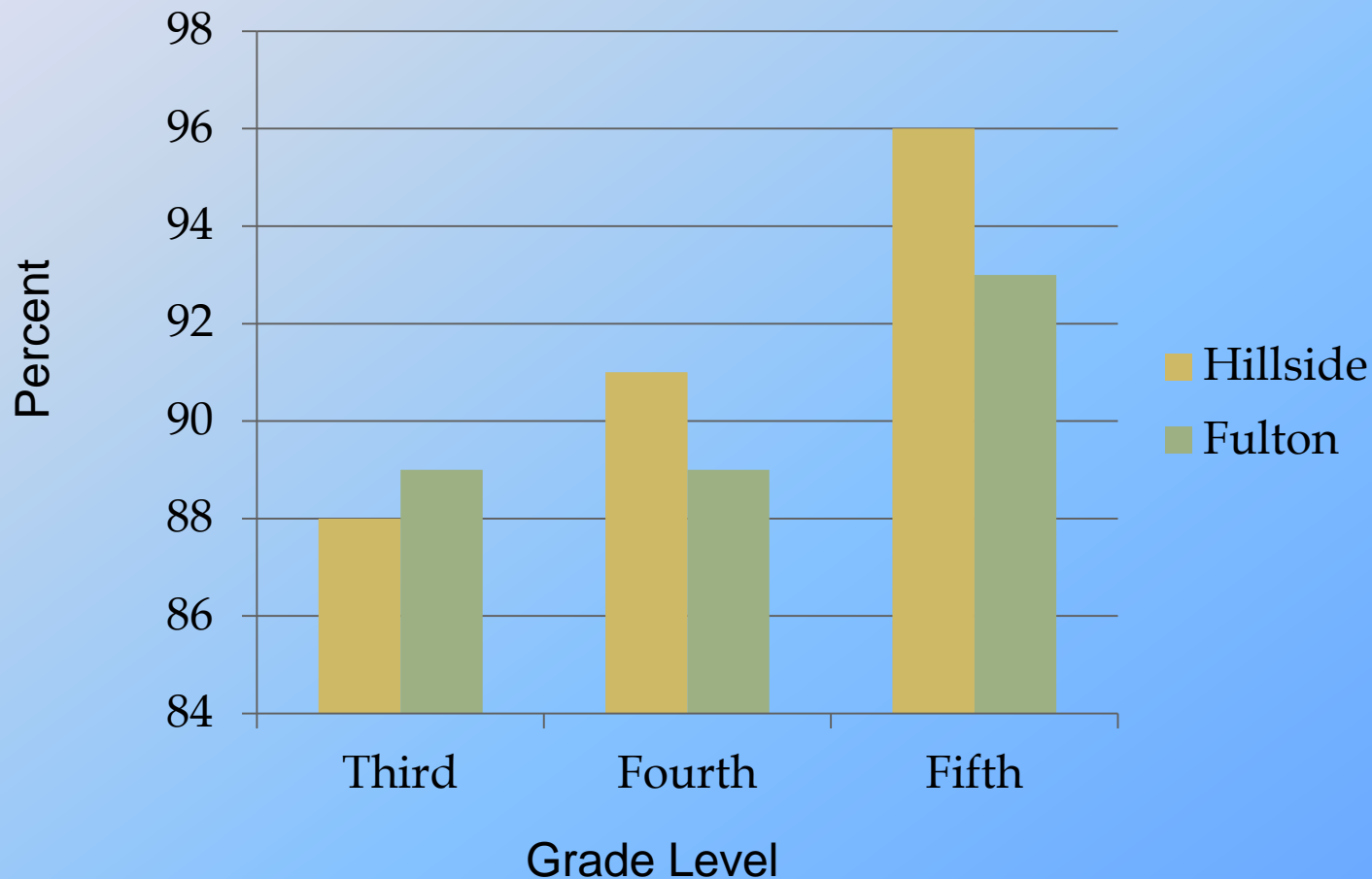
Criterion-Referenced Curriculum Assessments

The Georgia Kindergarten Inventory of Developing Skills

Authentic Assessment Tools

Fluency Ratings (K – 3)

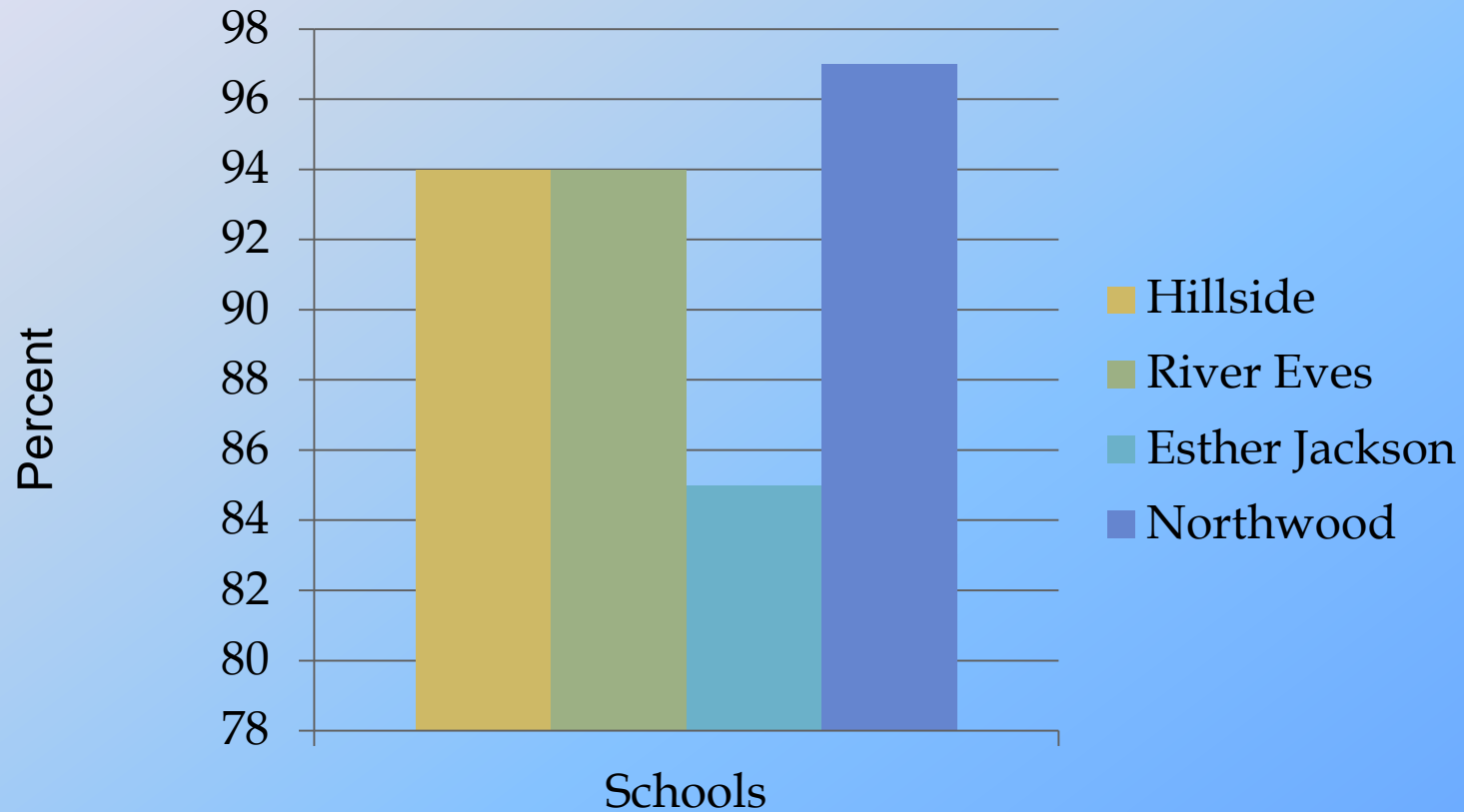
Students Who Met or Exceeded Standards on English Language Arts/ Reading/ Math 2011 CRCT tests



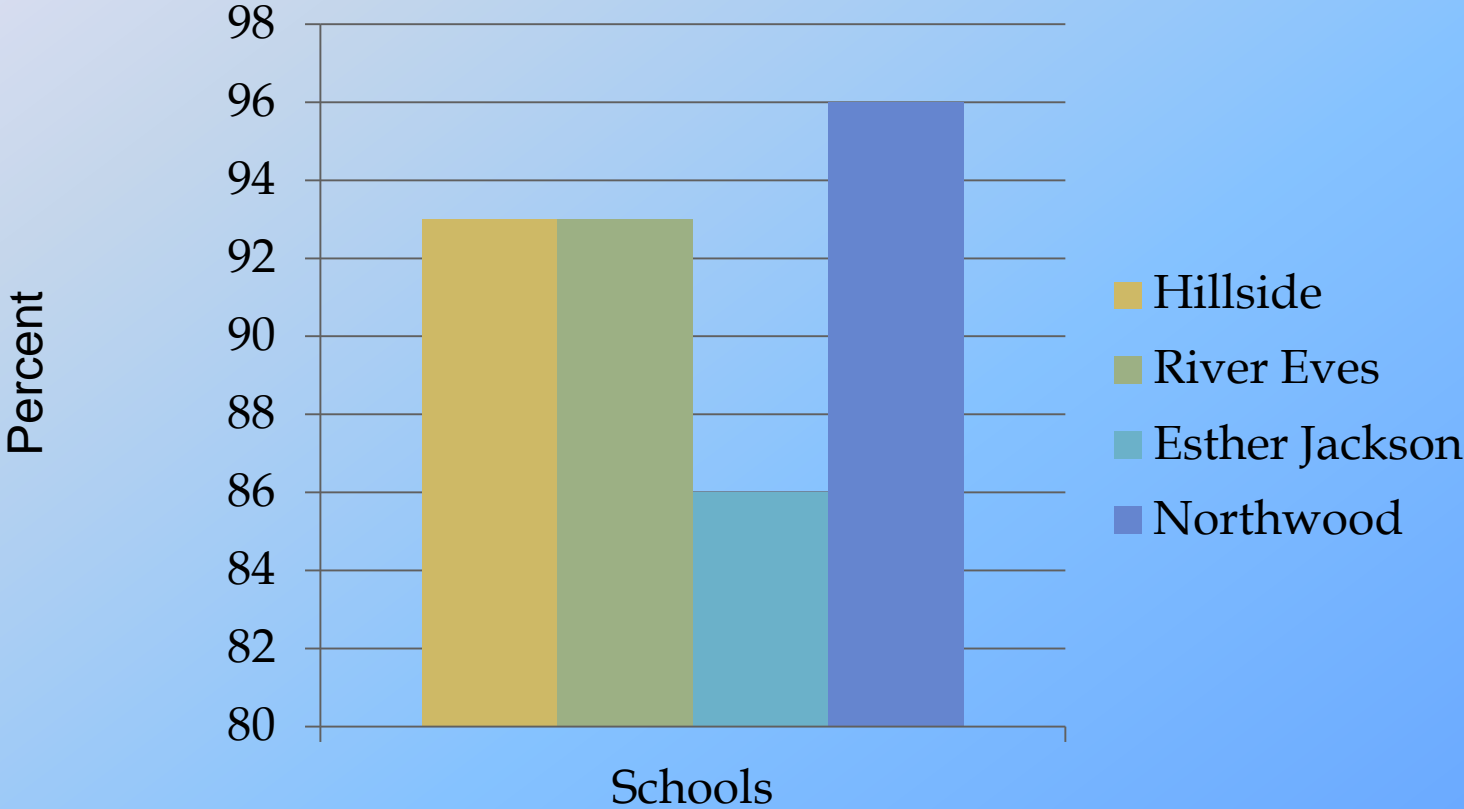
How do you think Hillside 2011 CRCT scores compare to other elementary schools in our area?

- ◉ Esther Jackson
- ◉ River Eves
- ◉ Northwood

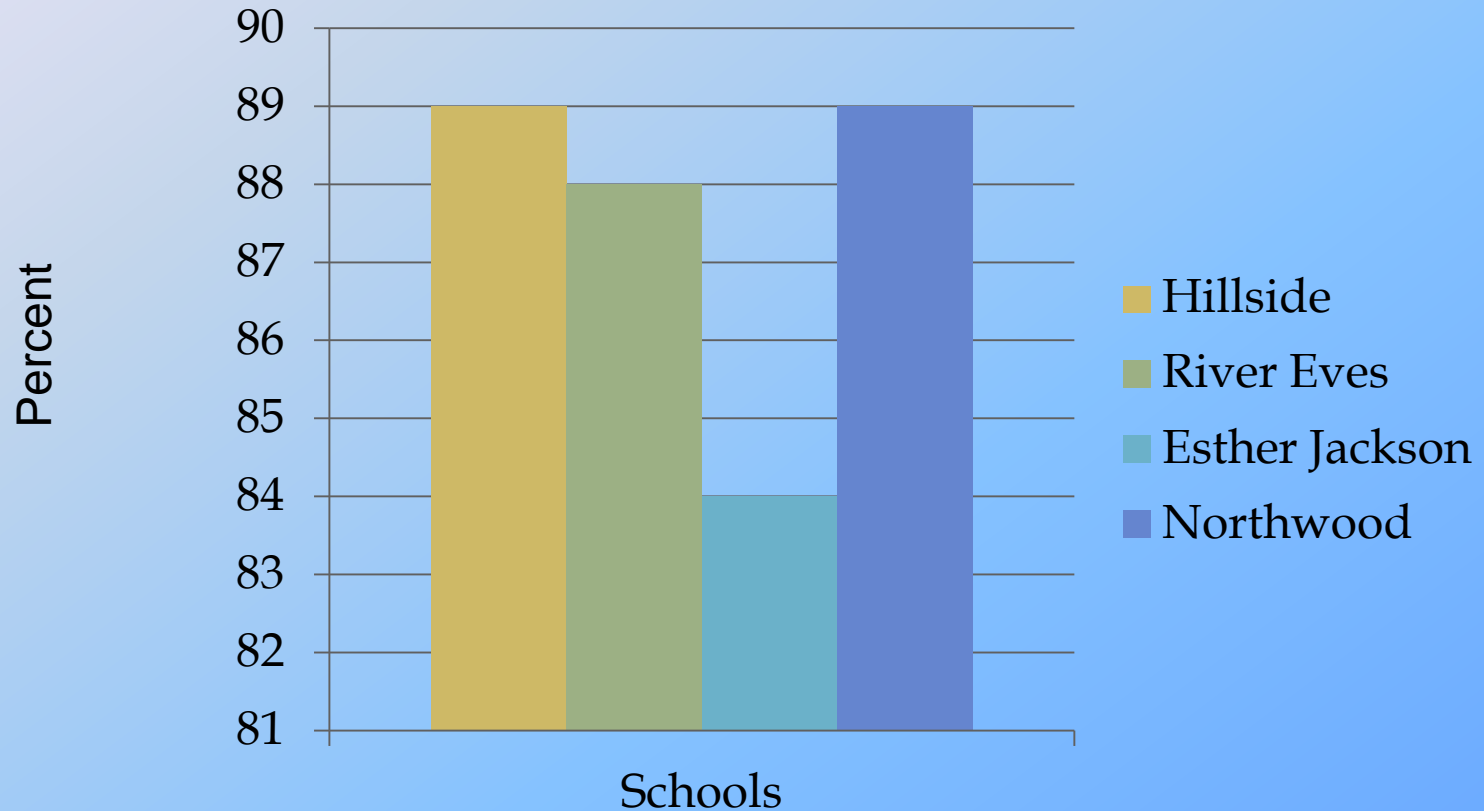
CRCT Comparison by school – Students who met or exceeded standards - Average of Reading scores



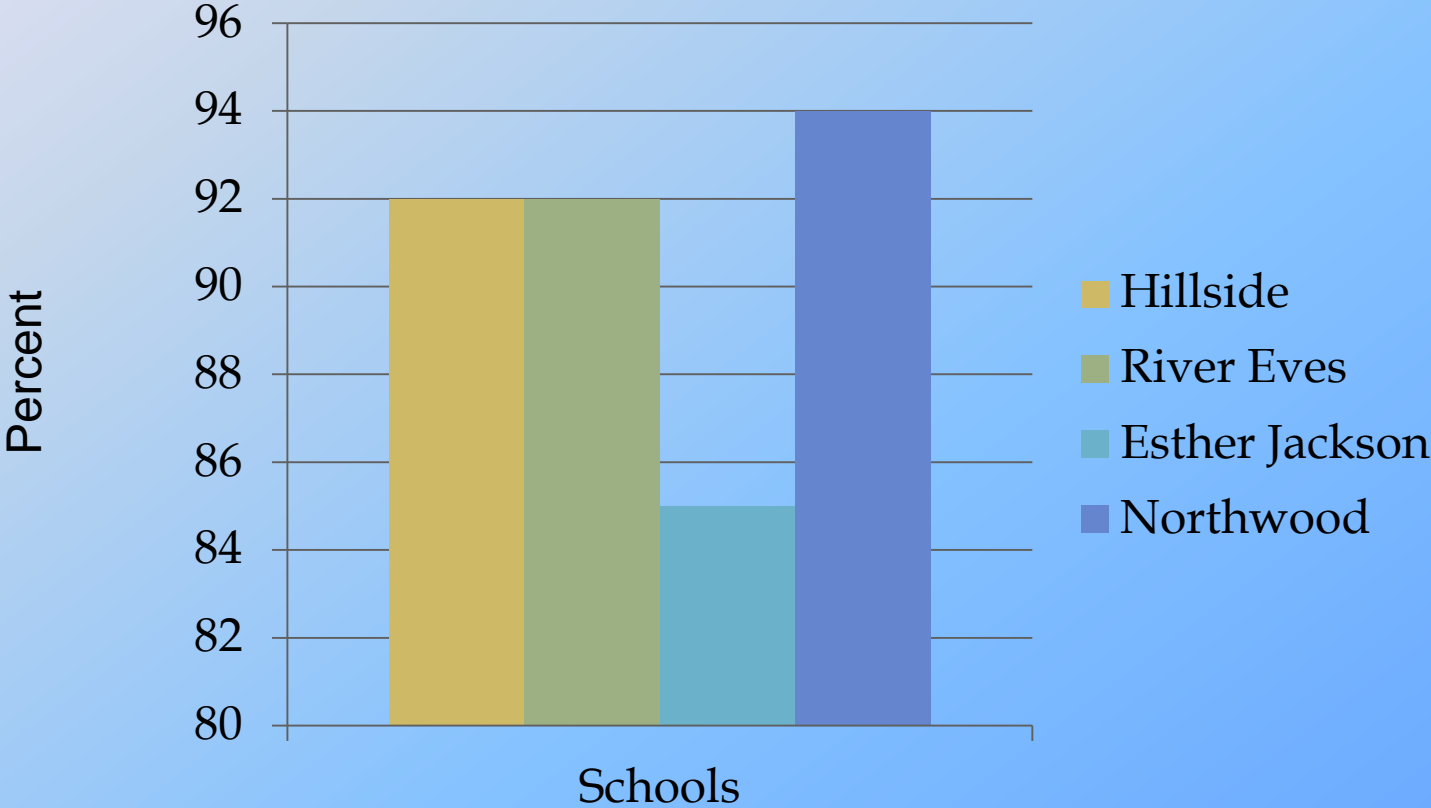
CRCT Comparison by school - Students who met or exceeded standards - Average of English/LA scores



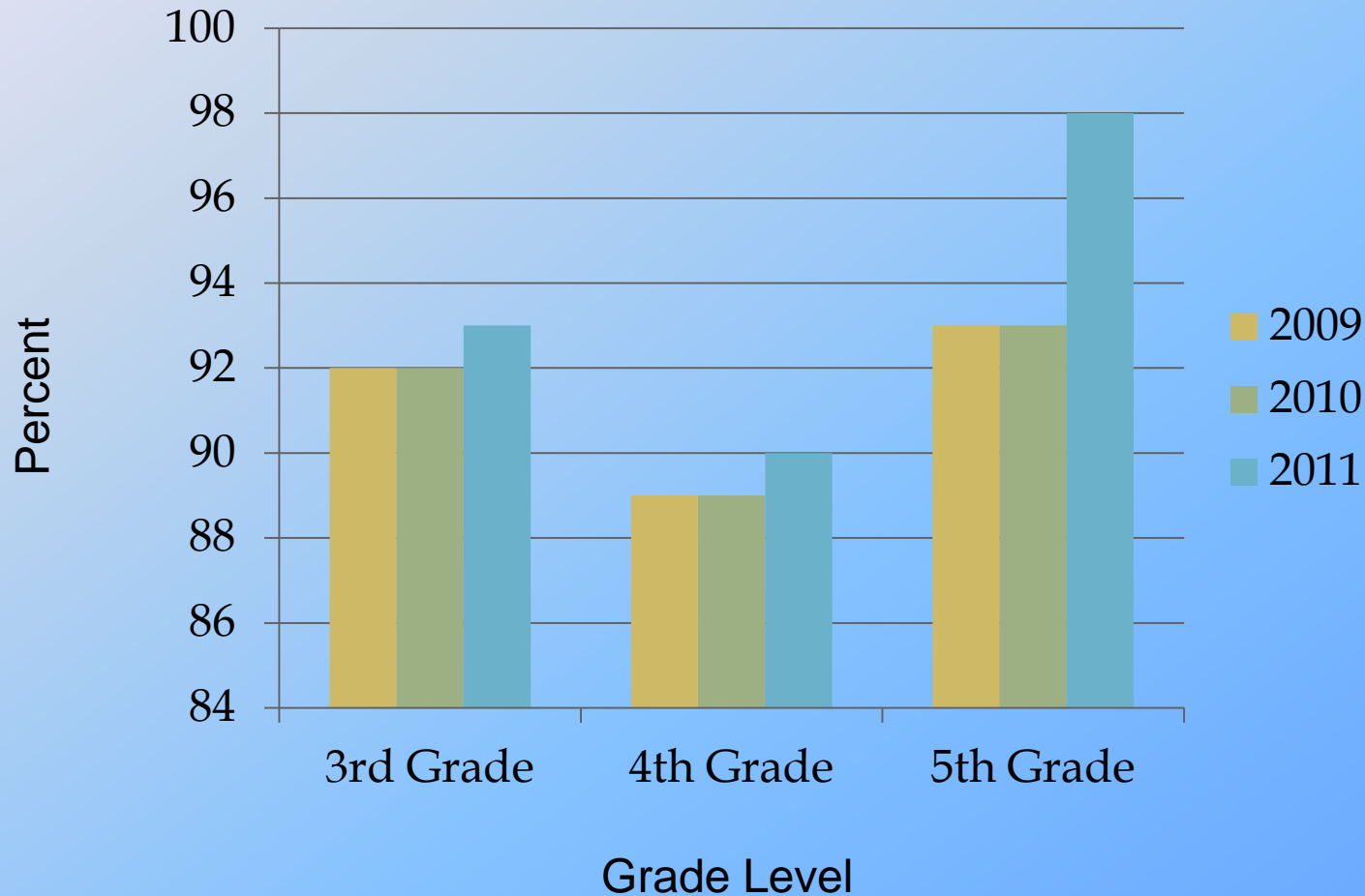
CRCT Comparison by school - Students who met or exceeded standards - Average of Math scores



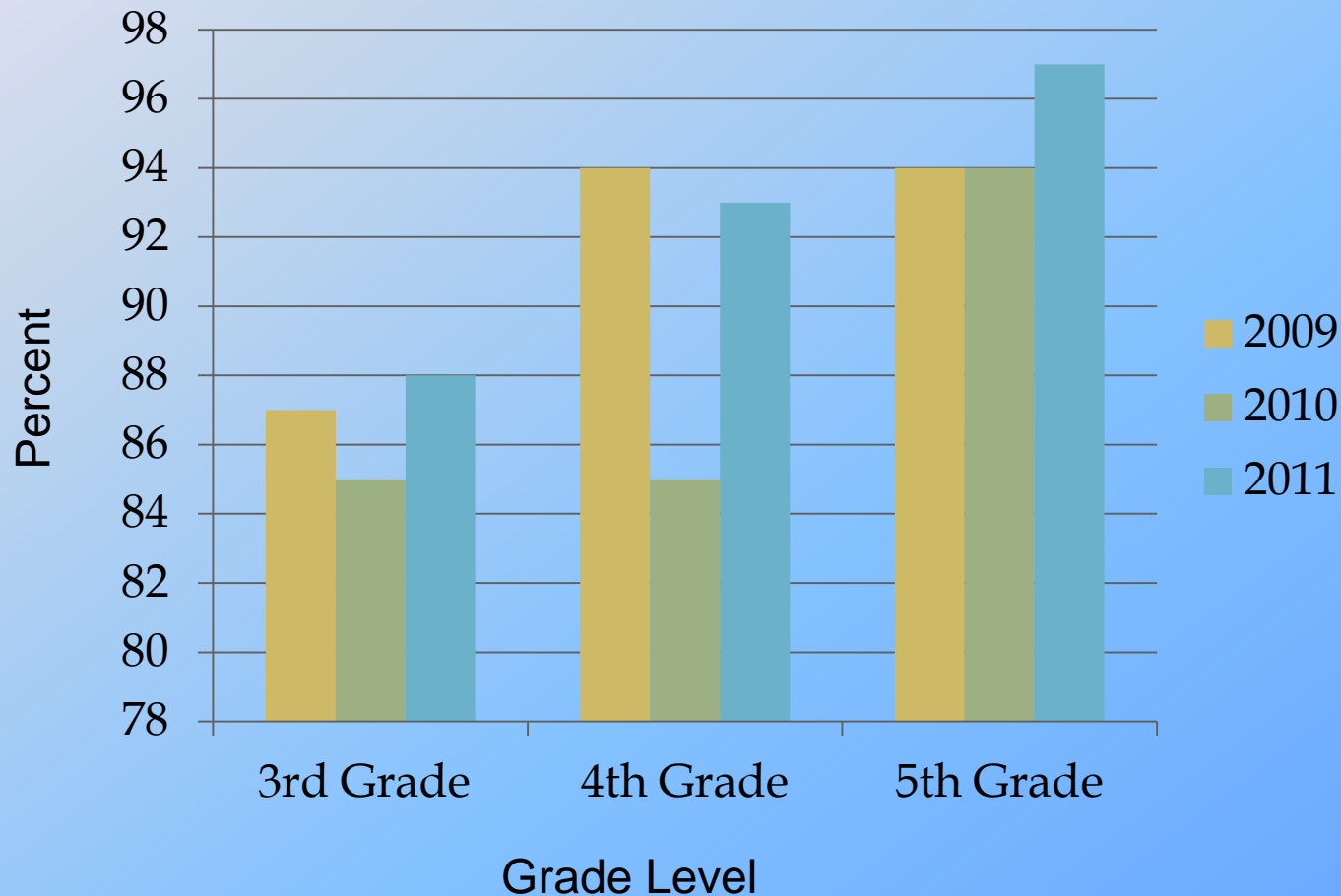
CRCT Comparison by school – Students who met or exceeded standards - Average of Reading, English/LA and Math scores



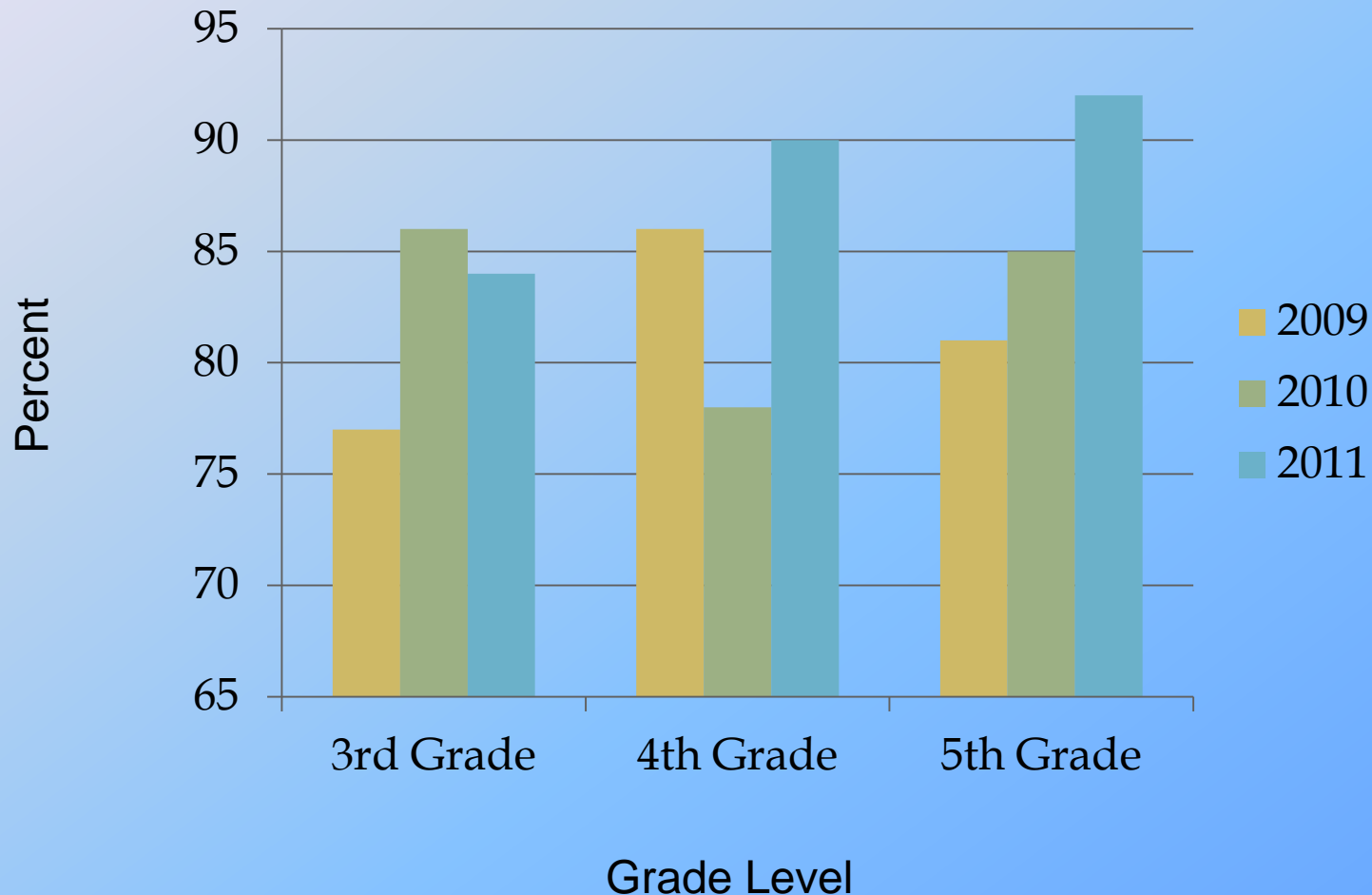
Lets take a closer look at the meet and exceeds Reading CRCT scores for the past three years...



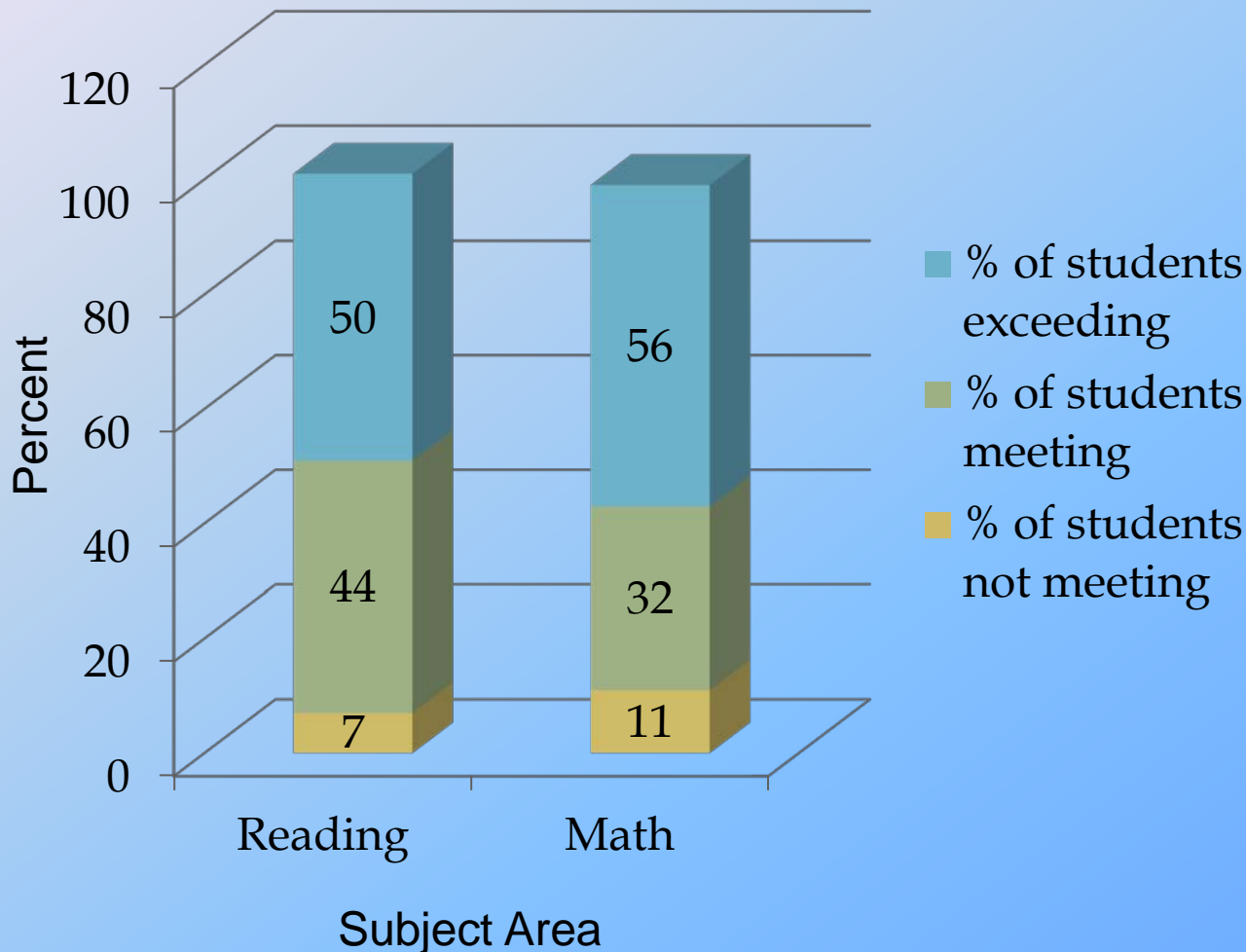
Lets take a closer look at the meet and exceeds English/LA CRCT scores for the past three years....



Lets take a closer look at the meet and exceeds Math CRCT scores for the past three years...



Hillside Elementary's CRCT scores from Spring 2011



In Reading 94% of students met or exceeded standards.

In Math 88% of students met or exceeded standards.

School Improvement Plan

Math Goal:

To improve student achievement in math.

Performance Measures	2008-09	2009-2010	2010-2011 Target	2010-2011 Actuals
1. Percentage of Economically Disadvantaged 3 rd – 5 th grade students scoring at level 2 or 3 on CRCT.	62%	70%	76%	78%
2. Percentage of English Language Learners in 3 rd – 5 th grade who score in level 2 or 3 on CRCT.	69%	66%	76%	79%

School Improvement Plan

Math Goal:

To improve student achievement in math.

Performance Measures	2008-09	2009-2010	2010-2011 Target	2010-2011 Actuals
3. Increase the Mean score on Math CRCT for 3 rd – 5 th grade students.	849	859	863	859
4. Percentage of 3 rd – 5 th grade students with disabilities who score in level 2 or 3 on CRCT.	59%	61%	76%	62%

School Improvement Plan

Reading Goal:

To improve student achievement in reading.

Performance Measures	2008-09	2009-2010	2010-2011 Target	2010-2011 Actuals
<i>1. Percentage of 3rd-5th grade students with disabilities scoring at level 2 or 3 on CRCT.</i>	65%	79%	84%	79%
<i>2. Percentage of 3rd-5th grade English Language Learners who score in level 2 or 3 on CRCT.</i>	85 %	50%	84%	81%

School Improvement Plan

Reading Goal:

To improve student achievement in reading.

Performance Measures	2008-09	2009-2010	2010-2011 Target	2010-2011 Actuals
<i>3. Mean CRCT score of 3rd- 5th grade general education students</i>	847	850	855	850
<i>4. Percentage of 3rd- 5th grade economically disadvantaged students with disabilities who exceeded level 1 on CRCT .</i>	81%	84%	89%	86%

Georgia Writing Assessment: 2010-2011 5th Grade

<u>Level</u>	<u>2010</u>	<u>2011</u>
▣ Does Not Meet	25%	8%
▣ Meets	67%	69%
▣ Exceeds	7%	23%
▣ <u>Meet+Exceed</u>	<u>74%</u>	<u>92%</u>

Georgia Writing Assessment: Grade 5 - 2011

	<u>State</u>	<u>Fulton County</u>	<u>Hillside</u>
▣ Does Not Meet	21%	13%	8%
▣ Meets	69%	70%	69%
▣ Exceeds	10%	17%	23%

At-Risk Support Programs

- ▣ *Extended Learning (Grades 3 and 5)*
- ▣ *Data Support Specialist*
- ▣ *Math Support Specialist*
- ▣ *ELL Community Liaison*
- ▣ *Title I Community Liaison*
- ▣ *Revised Victory Teams*

Ongoing Strategic Planning

- *Objectives and Targets – Reanalyze data trends and set objectives*
- *Measurement/Data Collection*
- *Strategies – Ongoing*

Continual Improvement...

- ▣ *Administrative Team*
- ▣ *Leadership Team*
- ▣ *Local School Advisory Council*
- ▣ *PTA Support Programs*
- ▣ *Local Professional Development/ Instructional Technology and other related topics*
- ▣ *Community Involvement*
- ▣ *Grade Level Articulation*

In closing,

Hillside Elementary has a reputation for academic excellence. We continuously strive to increase the academic performance of our students. We focus on the State of Georgia Standards and differentiate instruction based on the needs of individual students.

