

**Crabapple
Crossing
Elementary**

Special Areas

**ART
MUSIC
PE**

GUIDELINES FOR GRADING

PHILOSOPHIES

CONTENT GRADE

K - 1st grade	S
	N
	U
	NG
2nd - 5th grade	A
	B
	C
	F
	NG

ART

We believe the study of art provides major opportunities to nourish high level thinking. When well taught, skills associated with artistic thinking include the ability to see clearly, analyze, reflect, make judgments, forge connections among ideas and information, and generate new ideas from diverse sources.

MUSIC

We believe each child is unique and should learn to make independent judgments and informed choices in regard to his or her personal needs. A developmental, sequential, and productive music education program encourages self-directed learning and creativity.

PE

We believe every student should have the opportunity to participate in a quality physical education program. It is the role of quality physical education programs to help students develop health-related fitness, physical competence in movement activities, cognitive understanding, and positive attitudes toward physical activity so that they can adopt healthy and physically active lifestyles.

CONDUCT GRADE

K - 5th grade	S
	N
	U

Conduct rules for Art, Music and PE are established the first week of school. These rules are clearly defined and concisely stated.

MEET OUR TEAM!

ART

MAGGIE BALL
North Georgia College and
State University
PAULA SADLER
University of Florida

MUSIC

MICHELLE CYGIELMAN
University of Alabama
BRONWYN THOMAS
Auburn University

PE

GARY ABEL
Georgia College and State University
DANIELLE DODGE
Southeastern Louisiana University
SUSAN LUBATKIN
University of Tennessee
DAVIS MAY
Auburn University

Inside Story Headline

This story can fit 150-200 words.

One benefit of using your newsletter as a promotional tool is that you can reuse content from other marketing materials, such as press releases, market studies, and reports.


While your main goal of distributing a newsletter might be to sell your product or service, the key to a successful newsletter is

making it useful to your readers.

A great way to add useful content to your newsletter is to develop and write your own articles, or include a calendar of upcoming events or a special offer that promotes a new product.

You can also research articles or find "filler" articles by accessing the World Wide Web. You can write about a variety of topics but try to keep your articles short.

Much of the content you put in your newsletter can also be used for your Web site. Microsoft



Caption describing picture or

Inside Story Headline

This story can fit 100-150 words.

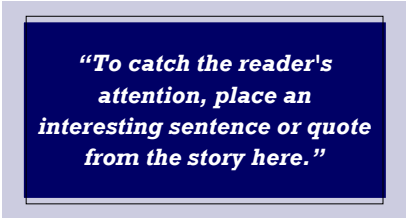
The subject matter that appears in newsletters is virtually endless. You can include stories that focus on current tech-

nologies or innovations in your field.

You may also want to note business or economic trends, or make predictions for your customers or clients.

If the newsletter is distributed internally, you might comment upon new procedures or improvements to the business. Sales figures or earnings will show how your business is growing.

Some newsletters include a col-



Inside Story Headline

This story can fit 75-125 words.

Selecting pictures or graphics is an important part of adding content to your newsletter.

Think about your article and ask yourself if the picture supports

or enhances the message you're trying to convey. Avoid selecting images that appear to be out of context.

Microsoft Publisher



Caption describing

includes thousands of clip art images from which you can choose and import into your newsletter. There are also several tools you can use to draw

Inside Story Headline

This story can fit 150-200 words.

One benefit of using your newsletter as a promotional tool is that you can reuse content from other marketing materials, such as press releases, market studies, and reports.

While your main goal of distributing a newsletter might be to sell your product or service, the key to a successful newsletter is

making it useful to your readers.

A great way to add useful content to your newsletter is to develop and write your own articles, or include a calendar of upcoming events or a special offer that promotes a new product.



Caption describing picture or graphic.

You can also research articles or find "filler" articles by accessing the World Wide Web. You can write about a variety of topics but try to keep your arti-

cles short.

Much of the content you put in

Inside Story Headline

This story can fit 100-150 words.

The subject matter that appears in newsletters is virtually endless. You can include

"To catch the reader's attention, place an interesting sentence or quote from the story here."

stories that focus on current technologies or innovations in your field.

You may also want to note business or economic trends, or make predictions

for your customers or clients.

If the newsletter is distributed internally, you might comment upon new procedures or improvements to the business. Sales figures or earnings will show how your business is

Inside Story Headline


This story can fit 75-125 words.

Selecting pictures or graphics is an important part of adding content to your newsletter.

Think about your article and ask yourself if the picture supports

or enhances the message you're trying to convey. Avoid selecting images that appear to be out of context.

Microsoft Publisher in-



Caption describing pic-

cludes thousands of clip art images from which you can choose and import into your newsletter. There are also several tools you can use to draw



This would be a good place to insert a short paragraph about your organization. It might include the purpose of the organization, its mission, founding date, and a brief history. You could also include a brief list of the types of products, services, or programs your organization offers, the geographic area covered (for example, western U.S. or European markets), and a profile of the types of customers or members served.

It would also be useful to include a contact name for readers who want more information about the organization.

Back Page Story Headline

This story can fit 175-225 words.

If your newsletter is folded and mailed, this story will appear on the back. So, it's a good idea to make it easy to read at a glance.


A question and answer session is a good way to quickly capture the attention of readers. You can either compile questions that you've received since the last edition or you can summarize some generic questions that are frequently asked about your organization.

A listing of names and titles of managers in your organization is a

good way to give your newsletter a personal touch. If your organization is small, you may want to list the names of all employees.

If you have any prices of standard products or services, you can include a listing of those here. You may want to refer your readers to any other forms of communication that you've created for your organization.

You can also use this space to remind readers to mark their calendars for a regular event, such as a breakfast meeting for



Caption describing picture or graphic.