








Dear Family,

Our class is starting a new unit in math about geometry. This geometry unit focuses on two-dimensional and three-dimensional shapes. Students create, identify, describe, compare, represent, and build with 2-D and 3-D shapes. They also explore the relationship between 2-D and 3-D shapes as they match the faces of Geoblocks—a set of related three-dimensional wooden blocks—to corresponding 2-D shapes.

Throughout this unit, students will be working toward these goals:

BENCHMARKS/GOALS	EXAMPLES
Describe the overall size, shape, function, and features of familiar 2-D and 3-D shapes.	<p>"It has a triangle on one side."</p> <p>"It is big."</p>  <p>"It would make a good ramp."</p> <p>"One is pointy."</p> <p>"It looks like a piece of pie."</p>
Constructs 2-D and 3-D shapes.	   

In our math class, students engage in math problems and activities and discuss the underlying concepts. They are asked to share their reasoning and solutions. It is important that children solve math problems accurately in ways that make sense to them. At home, encourage your child to explain his or her math thinking to you. In the coming weeks, you will receive information about activities to do at home.

Sincerely,  
Kindergarten Team